

Use of multi-modal media and tools in an online information literacy course: College students' attitudes and perceptions

Hsin-Liang Chen*

Assistant Professor

chenhs@missouri.edu

573-882-6449

School of Information Science and Learning Technologies, University of Missouri at

303 Townsend Hall

Columbia, Columbia, MO 65211, USA

*Corresponding author

James Patrick Williams

College of Staten Island Library, The City University of New York, Staten Island, NY

10314, USA

Abstract

This project studies the use of multi-modal media objects in an online information literacy class. 162 undergraduate students answered seven surveys. Significant relationships are found among computer skills, teaching materials, communication tools and learning experience. Multi-modal media objects and communication tools are needed to strengthen course interactions and student engagement.

Use of multi-modal media and tools in an online information literacy course: College students' attitudes and perceptions

INTRODUCTION

With the development of information and communication technologies (ICT), networked learning has become popular at higher education institutions for reasons including institutional advances, student enrollment, and instructional demands. Studies have shown that the use of ICTs by instructors and students is increasing both in and out of classroom.^{1, 2, 3, 4, 5, 6, 7} The increasing usage is a result of university investments in campus information infrastructure and technological implementation as well as studies of pedagogy; however, in the meantime, the increase also demonstrates continuing demands on campus.^{8, 9, 10} These demands are accompanied by high costs. Therefore, university administrators must determine whether investment in ICTs has improved the quality of teaching and learning.

The quality of teaching and learning can be examined through a variety of measures. The investigators are interested in effectiveness from the learner's perspective and conduct this project in an online introductory technology and information literacy course for undergraduates. The course provides an overview of the history of Internet and its social impacts alongside hands-on training in various technologies. Data collection took place in this course during the Fall 2005 semester.

The goal of this project is to determine student preferences over multi-modal media and tools for online interaction in web-based classes and to investigate how these

preferences inform navigation and performance within such courses. The investigators are interested in learning what impact students feel media variety and interaction type have on how they work within the web-based environment and how their expectations and preferences in such an environment relate to preferences for other online activities.

BACKGROUND AND RELATED WORK

Effectiveness perceived by students

Evaluation of networked learning often focuses on attracting new students, generating new revenues, providing students flexible and convenient educational opportunities. Some researchers have identified disadvantages in networked learning such as low self-motivation and discipline, minimal interaction with instructors and peers, and lack of a learning framework.^{11, 12}

However, Hara and Kling¹³ point out that most studies fail to address students' difficulties, and the quality and effectiveness of online distance education courses. Due to the rapid development of ICTs and their applications to online education, it is important to re-examine those issues and see whether the findings from Hara and Kling's study are still applicable. Bouhnik and Marcus¹⁴ present a model promoting students' interactions with course content, instructors, and systems.

Many public universities are required by state legislators or the U.S. Congress to justify their budgets and accountability.¹⁵ Effectiveness is one aspect of accountability measurement of education, as universities invest enormous amount of money on technologies for instruction.^{16, 17, 18} As the pedagogical focus moves from teacher-

centered to student-centered, instructional effectiveness should include students' feedback on the use of technology.^{19,20,21} Whether or not students perceive the same value in approaches to online instruction as their instructors is an area that requires further study.²²

Multi-modal learning objects

Multi-modal learning objects in this study are identified in both visual and auditory modes. These objects are text, graphic, audio, video, and instant messaging. The instructors and students use these objects to communicate with each other. The use of ICTs can strongly influence the presentation and organization of course content.²³ Additionally, it can have great impact on in-class communication and interaction among students and between instructors and students in both synchronous and asynchronous forms.

Instructional technologists have promoted the use of multimedia in classrooms, believing that multimedia enriches the learning process and that students can perform better with visual images and words than just words alone.^{24,25} However, some learning scientists doubt the effectiveness of graphical presentation on learning opportunities.^{26,27} Mixed results in students feedback indicate that multi-modal learning objects may have no influence on magnitude of students' learning judgment²⁸; and some students still prefer face-to-face lectures which can be more animated than the Web format.²⁹ These different findings intrigue the investigators to study the effectiveness from a student perspective.

Therefore, determining the appropriate multi-modal learning objects for synchronous and asynchronous instructional settings is an important topic for course content development and student-centered learning.

Students' attitudes

Student attitudes toward instructional media are related to motivation and learning outcomes.³⁰ Sims³¹ advocates the importance of aligning student perceptions and expectations regarding interactive multimedia in the networked learning environment. According to his study, sixty-eight Australian undergraduate students considered that effective interactivity should consist of engagement, control, communication, design, the individual, and learning. Bruce, Dowd, Eastburn, and D'Arcy³² also find similar responses from college students in an online agricultural Web site over a six-year period. Regarding resistance, Thompson and Lynch³³ discover that people with weaker Internet self-efficacy beliefs would be inclined to resist Web-based instruction. Therefore, students' attitudes and expectations are essential factors to the success of networked learning environment.

Studied online course: INF 312 Information in Cyberspace

The course examined in this study, Information In Cyberspace, is an online course with an enrollment over 150 students at the University of Texas. It has been evolving since 1998; it began as a face-to-face classroom course, but due to space constraints and

student demand, it has evolved into a course that is taught completely online. The content of the elective course covers the basics of technology and information literacy, and is taught by students and staff of the UT School of Information. In this course, students learn new skills for research and communication online, consider the history and future of the networked society, and regularly engage with new technologies. The course emphasizes a hands-on, critical approach to finding, using, and sharing information on the World Wide Web. There are five core course modules: An Introduction to Unix and Linux, Computer and Internet Security, Internet History and Governance, Information Searching and Evaluation, and An Introduction to Copyright. The course utilizes a variety of methods to deliver content and to demonstrate the different modalities through which information is delivered and organized online. The instructors present materials via a course website containing instructional modules created by the instructors, outside readings on various topics, streaming multimedia lectures, synchronous multi-user and one-on-one chat, discussion boards, and online tutorials for hands-on exercises (Figures 1 and 2).

To communicate with students, instructors use email, Instant Messaging (IM), discussion boards, online surveys, up-to-date lists of frequently asked questions (FAQs), weblogs, social bookmarks, and face-to-face meetings in the school's IT lab. Emphasis is placed on multiple modes of contact and awareness of class milestones, as well as the functional roles of underlying technologies (hence the integrated assignment and class deadline countdown and browser/computer information).

<Figure 1. INF 312 course homepage.>

<Figure 1. The initial page of an INF 312 instructional module.>

Each week, instructors and TAs are available to students via chat for more than 60 hours. Students made aware of whom they may immediately contact online through the course website that contains real-time online status indicators (Figure 3).

<Figure 3. INF 312 contact information page with schedule and online indicators.>

Additionally, in order to create community and combat the illusion of isolation in such a large class, the instructors hold one live webcast discussion session per two-week module. These webcasts incorporate streaming audio and video with text-based chat, voice over IP, and other collaborative tools. Students are typically provided with streaming audio and video of their instructors and guests related to the current topic, and are directed to a text-based chat room in which they may interact with one another, the instructors and TAs, and the guest speakers (Figure 4).

<Figure 4. Components of a webcast session.>

In order to expose students to the variety of synchronous collaborative technologies available, the instructors alternate between the tools they use to present the group chat session. These tools include Blackboard's 'Office Hours' (a text-only group chatroom), the more robust Blackboard 'Virtual Classroom' (which includes a virtual

whiteboard and other tools), and the group chat feature of Skype, a popular voice-over-IP client.

The instructors of the course, who regularly share their teaching experiences with one another, have found that communicating with and maintaining students' awareness of others can be a challenge for such a course. In order to meet the challenge and to address the varying levels of experience with technology present among students, the instructors chose to offer students a variety of communication options to ensure that students remain informed and feel their voices will be heard.³⁴

The instructors have also incorporated enhancements to course materials based on response from students, and seek to include a wide spectrum of technologies for content delivery. Based on the instructors' informal interaction with students, such enhancements have contributed to student excitement about the course, and also have helped to identify some areas in which student attitudes indicate the limitations of some instructional technologies. However, a systematic student-oriented instructional evaluation of the class is needed to ensure the quality of the class. In creating the course content and delivery strategies, the instructors need to understand students' perceptions of the effectiveness of different approaches (collected through discussion and surveys) and strive to create an instructional environment in which students have multiple paths and multi-modal arrangements for engaging with the instructional modules and among themselves and with their instructors.

PROJECT OVERVIEW

This project is an exploratory study on the use of multi-modal media and tools for an online information literacy course. The goal of this project is to establish a framework for developing, designing, and evaluating the course. The investigators plan to report findings in three parts. This paper is the first part of the project focusing on identifying meaningful variables which may have impact on students' online learning experiences based on students' feedback and self-evaluation at three different learning stages (before, during, and upon completion of the course). The second part will cover students' learning experiences from the beginning of the course to the end. Based on the variables and connections among variables, the investigators will discuss design and evaluation principles for the class and implications for online education as a whole in the third part (Figure 5).

RESEARCH QUESTIONS

The investigators consider that identifying meaningful variables is the first step for evaluating quality online courses. Few studies focus on identifying such variables, particularly, at different learning stages. Therefore, the investigators used seven online surveys to collect data from students, one at the beginning of the semester, five during the semester (one for each of the different course modules), and one at the end of the semester. The investigators proposed the following three research questions:

- What are the relationships among participants' demographic characteristics, computer skills and usage, and their expectations about the online class?
- What are the relationships between the media employed in each course module and participants' learning experiences and satisfaction?
- What are participants' perceptions of the overall learning experiences and satisfaction levels in this online class?

RESEARCH METHODS

Data collection included seven different surveys corresponding to course content. Online surveys were conducted at the beginning of the course, immediately after each of the five webcast sessions, and at the end of the course. The investigators' survey items were integrated within regular surveys designed by instructors to elicit student feedback on the design and content of the course (Table 1). The investigators did not have access to the survey data until after the class concluded and final grades for the semester were submitted.

As part of the course orientation, students were required to complete the incoming student survey, which was presented on a web page they accessed in completing initial course requirements. The real-time webcast session conducted during the second week of each of the five core instructional modules served as the setting for the five interstitial surveys. Toward the end of each of these webcast sessions, a hyperlink to an online survey form was provided to students in the online chat session. As discussion was winding down in each webcast session, students were given time to complete the each of the surveys, response submission was closed one hour after the webcast ended. Webcast

sessions were not mandatory, but most students did, however, attend more than one webcast session. A link to the web-based exit survey was shared with students upon their completion of the course's final examination.

<Table 1. Key variables in 7 surveys>

RESULTS AND DISCUSSION

The investigators applied several multiple regression analyses to identify what variables might predict (1) students' expectations about the class (research question #1), (2) students' learning experience and overall satisfaction in each class module (research question #2), and (3) students' likelihood to refer other students to the course and likelihood to undertake future online courses (research question #3). The general purpose of multiple regression is to examine the relationship between several predictor variables and a dependent variable.³⁵

Participants' characteristics

Tables 2 and 3 show the 162 students' characteristics based on academic status and gender as well as their computer skills.

<Table 2. Participants' characteristics (N=162)>

<Table 3. Participants' computer skills, attitudes and expectations of the class* (N=162)>

Research Question #1: What are the relationships among participants' demographic characteristics, computer skills and usage, and their expectations about the online class?

The data were analyzed with two multiple regression analyses. The first multiple regression analysis used as predictors: students' academic status (freshman, sophomore, junior with senior as a reference category), gender (female with male as a reference category), computer skills, frequency of computer use, tendency to procrastinate, and frequency of instant messaging use, and the dependent variable was the students' rating of their expectation for the online course. In this analysis, only students' computer skills and frequency of instant messaging use reached a significant level. Therefore, for the second multiple regression analysis, the investigators used the two significant predictors (students' computer skills and frequency of instant messaging use) and students' rating of their expectations for the course as the dependent variable. The regression is ($R^2 = 0.097$) and the overall relationship was significant ($F_{2, 159} = 8.50, p = 0.000$). Students' expectation scores are positively related to their computer skills ($t = 2.76, p = 0.006, \text{Beta} = 0.33$), and to the frequency of their instant messaging use ($t = 2.05, p = 0.043, \text{Beta} = 0.16$).

Research Question #2: What are the relationships between the media employed in each course module and participants' learning experiences and satisfaction?

Table 4 presents the mean and SD for each variable from 5 course modules. The survey was conducted immediately after the webcast session of each course module.

<Table 4. Participants' feedback on 5 course modules' webcast sessions (mean±SD)>

The investigators used multiple regression analyses to analyze the following variables. The procedure described above for the first research question was also used for the second research question. Students' learning experiences and satisfaction were used as the dependent variables, and the predictors were: audio quality, video quality, particular tools used for webcast, ability to follow the webcast program, class engagement, and comparison with a physical class.

Course module 1

As for students' learning experiences, the regression was ($R^2 = 0.491$) and the overall relationship was significant ($F_{3,100} = 32.21, p = 0.000$). Students' ratings of the experience were positively related to the audio quality they reported ($t = 3.74, p = 0.000, \text{Beta} = 0.33$), to Blackboard's performance as a synchronous classroom environment during the session ($t = 2.69, p = 0.008, \text{Beta} = 0.20$), and to comparison with a physical class ($t = 4.98, p = 0.000, \text{Beta} = 0.45$).

Regarding overall student satisfaction, the regression was ($R^2 = 0.457$) and the overall relationship was significant ($F_{1,102} = 85.95, p = 0.000$). Students' satisfaction scores were positively related to audio quality ($t = 9.27, p = 0.000, \text{Beta} = 0.68$).

Course module 2

For the second course module, the regression for student reports that the webcast session was a worthwhile learning experience was ($R^2 = 0.289$) and the overall relationship was significant ($F_{2,78} = 15.87$, $p = 0.000$). Students' experience scores were positively related to their reports of class engagement ($t = 2.98$, $p = 0.004$, $Beta = 0.31$) as well as their ability to follow the webcast program ($t = 3.30$, $p = 0.001$, $Beta = 0.34$).

In terms of overall satisfaction with the webcast session, the regression was ($R^2 = 0.254$) and the relationship was significant ($F_{2,82} = 13.98$, $p = 0.000$). Students' satisfaction scores were positively related to the level of audio quality reported ($t = 2.57$, $p = 0.012$, $Beta = 0.25$), and to their ability to follow the webcast program ($t = 3.77$, $p = 0.000$, $Beta = 0.37$).

Course module 3

For student scores of the overall learning experience in the third course module, the regression was ($R^2 = 0.236$) and the relationship was significant ($F_{2,84} = 12.99$, $p = 0.000$). Again, students' experience scores were positively related to the level audio quality they reported ($t = 2.61$, $p = 0.011$, $Beta = 0.25$), and their ability to follow the webcast program ($t = 3.81$, $p = 0.000$, $Beta = 0.37$).

In terms of students' overall satisfaction with the webcast session for this module, the regression was ($R^2 = 0.3$) and the overall relationship was significant ($F_{2,84} = 18.02$,

$p=0.000$). Students' satisfaction scores were positively related to audio quality ($t=4.11$, $p=0.000$, $Beta=0.39$), and to their comparison of the potential of webcasting versus a traditional large face-to-face class ($t=2.93$, $p=0.004$, $Beta=0.28$).

Course module 4

The regression for students' learning experience scores for module four's webcast was ($R^2= 0.396$) and the overall relationship was significant ($F_{2,60}= 19.67$, $p=0.000$).

Once again, students' experience scores were positively related to the level audio quality they reported experiencing ($t=3.50$, $p=0.001$, $Beta=0.37$), and to their ability to follow the webcast program ($t=3.87$, $p=0.000$, $Beta=0.41$).

Regarding overall satisfaction with module four's webcast session, the regression was ($R^2= 0.438$) and the overall relationship was significant ($F_{2,58}= 22.64$, $p=0.000$).

Students' satisfaction scores were positively related to their reported levels of class engagement ($t=5.37$, $p=0.000$, $Beta=0.53$), and their ability to follow the webcast program ($t=3.70$, $p=0.000$, $Beta=0.37$).

Course module 5

The regression for students' learning experience scores in the fifth module was ($R^2= 0.338$) with an overall relationship that was significant ($F_{2,74}= 18.85$, $p=0.000$).

Students' experience scores were positively related to their comparison of the webcast session with a traditional large course a physical class ($t=3.41$, $p=0.001$, $Beta=0.37$), as well as to class engagement ($t=2.71$, $p=0.008$, $Beta=0.30$).

In terms of students' overall satisfaction with the webcast for the module, the regression was ($R^2= 0.421$) and the overall relationship was significant ($F_{3,76}= 18.41$,

$p=0.000$). Students' satisfaction scores were positively related to video quality ($t=2.88$, $p=0.005$, $Beta=0.29$), to Skype's performance as a synchronous classroom environment during the session ($t=2.98$, $p=0.004$, $Beta=0.26$), and to their ability to follow the webcast program ($t=3.50$, $p=0.001$, $Beta=0.36$).

Research Question #3: What are participants' perceptions of the overall learning experiences and satisfaction levels in this online class?

Table 5 presents the mean and SD for each variable from the exit survey. The survey was conducted immediately after students finished the last online section.

<TABLE 5. Participants' feedback on exit survey>

Again, the same procedure for multiple regression analyses was used in this case. The dependent variables were: a student's likelihood of recommending the course to others and undertaking other web-based courses in the future. The predictors were: the students' perception of convenience of INF 312 over face-to-face courses, usefulness of video tutorials, comparison of workload with other courses, reported need for printing online materials, personal contact, use of IM, and reports of fewer technical problems.

As for students' likelihood of recommending the course, the regression is ($R^2=0.493$) and the overall relationship was significant ($F_{2,43}= 20.95$, $p=0.000$). Students' recommendation scores are positively related to perceived convenience of INF 312 ($t=3.41$, $p=0.001$, $Beta=0.43$), and instant messaging use ($t=2.92$, $p=0.006$, $Beta=0.37$).

As for taking other web-based courses, the regression is ($R^2 = 0.332$) and the overall relationship was significant ($F_{2,43} = 10.70$, $p = 0.000$). The scores are positively related to instant messaging use ($t = 3.10$, $p = 0.003$, $Beta = 0.39$), and to fewer technical problems ($t = 2.95$, $p = 0.005$, $Beta = 0.37$).

CONCLUSIONS

This project is focused on the integration of multi-modal media and tools in an online technology and information literacy class. Students used what they learned in the class to participate in different class activities and to show a mastery of the concepts introduced in the instructional modules. The findings show significant relationships among students' characteristics, computer skills, computer usage, online teaching materials, preferred communication tools, learning experiences, and course satisfaction, as well as other factors.

The application of multiple regression analyses assists the investigators to successfully identify students' perceived computer skills and frequency of instant messaging are appropriate variables to predict their expectations about the class. Additionally, the audio-video quality of the multi-modal objects used in the synchronous parts of the class serve as a proper variable to predict reports of their learning experiences and satisfaction within the five course modules. In terms of predicting student ratings of overall learning experience in this class, the convenience of the online class and the number of technical difficulties students encountered with the class are suitable variables. As one of the project objectives is to identify meaningful variables for

evaluating quality online courses, the investigators will develop an evaluation matrix based on these variables in future studies.

Regarding students' demographic characteristics and their computer skills and usage, female participants reported lower levels of computer skill and indicate a tendency to procrastinate in course work. Meanwhile, students' familiarity with computing technologies appears to influence their expectations for the course.

In general, the investigators found the quality of online AV materials varied in conjunction with student learning experiences in the five course modules. When students rated the quality of the AV materials high, they reported that they were able to follow online course activities and to engage with their fellow students and instructors. This additionally led higher overall satisfaction about the class. This finding suggests that the structure of smooth-running technologies and direction within which students can easily orient themselves contributes to a more satisfying online learning experience.

Findings also show reports of positive learning experiences as the result of experiencing fewer technical problems as well as use of multiple media and IM. Students with fewer technical problems indicated that they would recommend the course to their fellow students and will also likely take other online courses. On the other hand, students who experienced more technical problems reported a preference for face-to-face lecture courses. More frequent use of multiple media and IM seems to have prompted student-instructor communications.

In order to reach instructional goals of online courses, educational institutions must work to prepare students, particularly female students, with relevant and necessary computing skills. Additionally, based on the range of student reports on skills,

confidence, and expectations, the creation of a self-assessment tool for skills and study habits might serve both students and the investigators in terms of understanding the requirements of online courses and managing expectations for success. The results of this study suggest that online courses should provide a rich array of online media and communication tools to strengthen course interactions and student engagement. Additionally, this array of media and tools can expose students to the benefits and challenges of dealing with information and information technology in a networked world.

The investigators have identified several factors to contribute to the design and evaluation of web-based courses, specifically a course on the subject of technology and information literacy. This study, which focused on a non-mandatory activity within an elective class, may not reflect the impressions of students with low levels of confidence with technology, as they may be less likely to take online classes, or, once enrolled in online classes, may shy away from real-time collaboration that involves multiple technologies.

For future studies, a detailed framework of course design and evaluation and alternative data collection methods are needed. The framework will help educational institutions and course designers implement high quality courses and evaluate course outcomes. In addition to online surveys, the investigators plan to integrate other methods such as observations and personal journals in future studies.

Acknowledgements: The authors express their appreciation to the 162 students participating in this study and to the instructors and teaching assistants of the INF 312 course in the School of Information at the University of Texas at Austin.

REFERENCES

1. Bertram Bruce, Heather Dowd, Darin Eastburn, and Cleora D'Arcy, "Plants, Pathogens, and People: Extending the Classroom to the Web" *Teachers College Record* 107(8) (2005): 1730-1753.
2. Denzel Benson, Tracy Ore, Wava Henry, Caroline Persell, Aileen Schulte, James Steele, and Idee Winfield, "Digital Technologies and Scholarship of Teaching and Learning in Sociology" *Teaching Sociology* 30 (2002): 140-157.
3. William Dutton, and Brian Loader, eds. *Digital Academe: The New Media and Institutions of Higher Education and Learning* (London: Routledge, 2002).
4. Reza Hazemi, and Stephen Hailes, eds. *The Digital University; Building a Learning Community* (London: Springer, 2002).
5. Christine Steeples, and Chris Jones, eds. *Networked Learning: Perspectives and Issues* (London: Springer, 2002).
6. David Bills, and Anthony Stanley, "Social Science Computer Labs as Sites for Teaching and Learning: Challenges and Solutions in Their Design and Maintenance" *Teaching Sociology*, 29 (2001): 153-162.
7. Timothy Pippet, and Helen Moore, "Multiple Perspectives on Multimedia in the Large Lecture" *Teaching Sociology* 27 (1999): 92-109.
8. Philip Agre, "Infrastructure and Institutional Change in the Networked University" in *Digital Academe: The New Media and Institutions of Higher Education and Learning*, edited by W. H. Dutton & B. D. Loader. London: Routledge, 2002.

9. Llyod Armstrong, "A New Game in Town: Competitive Higher Education in American Research Universities" in *Digital Academe: The New Media and Institutions of Higher Education and Learning*, edited by W. H. Dutton & B. D. Loader. London: Routledge, 2002.
10. Oliver Boyd-Barrett, "Distance Education Provision by Universities: How Intuitional Contexts Affect Choices" in *Digital Academe: The New Media and Institutions of Higher Education and Learning*, edited by W. H. Dutton & B. D. Loader. London: Routledge, 2002.
13. Noriko Hara, and Robert Kling, "Students' Difficulties in a Web-based Distance Education Course: An Ethnographic Study" in *Digital Academe: The New Media and Institutions of Higher Education and Learning*, edited by W. H. Dutton & B. D. Loader. London: Routledge, 2002.
14. Dan Bouhnik, and Tali Marcus, "Interaction in Distance-learning Courses" *Journal of the American Society for Information Science and Technology* 57(3) (2006): 299-305.
15. Paul Trible, "Colleges Must Get Used to Collaborating with Congress" *The Chronicle of Higher Education*, 15 July 2005, 51(45), p. B16.
16. Vincent Kiernan, "Colleges' Spending on Technology Will Decline Again This Year, Survey Suggests" *The Chronicle of Higher Education*, 18 February 2005, 51(24), p. A34.
17. Armstrong, *A New Game in Town: Competitive Higher Education in American Research Universities*.
18. Boyd-Barrett, *Distance Education Provision by Universities: How Intuitional Contexts Affect Choices*.

19. Charles Koeber, "Introducing Multimedia Presentations and a Course Website to an Introductory Sociology Course: How Technology Affects Student Perceptions of Teaching Effectiveness" *Teaching Sociology*, 33 (3) (2005): 285-300.
20. Alfred Bork, "Distance Learning Through Highly-interactive Tutorials" in *Digital Academe: The New Media and Institutions of Higher Education and Learning*, edited by W. H. Dutton & B. D. Loader. London: Routledge, 2002.
21. Noriko Hara, and Robert Kling, *Students' Difficulties in a Web-based Distance Education Course: An Ethnographic Study*.
22. Abid.
23. Richard Mayer, *Multimedia Learning* (New York, NY: Cambridge University Press, 2001).
24. Abid.
25. Jean-Francois Rouet, Jarmo Levonen, and Agnes Biardeau, eds. *Multimedia Learning: Cognitive and Instructional Issues* (New York, NY: Pergamon. 2001).
26. Peter Reimann, "The Role of External Representations in Distributed Problem Solving" *Learning and Instruction* 9 (1999): 411-418.
27. Yvonne Rogers, "What is Different about Interactive Graphical Representations?" *Learning and Instruction*, 9 (1999): 419-425.
28. Gongxiang Chen, and Xiaolan Fu, "Effects of Multimodal Information on Learning Performance and Judgment of Learning" *Journal of Educational Computing Research* 29(3) (2003): 349-362.
29. Bertram Bruce, et al., *Plants, Pathogens, and People: Extending the Classroom to the Web*.

30. Young-Ju Joo, Mimi Bong, and Ha-Jeen Choi, "Self-efficacy for Self-regulated Learning, Academic Self-efficacy, and Internet Self-efficacy in Web-based Instruction" *Educational Research and Development* 48 (2000): 5-17.
31. Rod Sims, "Promises of Interactivity: Aligning Learner Perceptions and Expectations with Strategies for Flexible and Online Learning" *Distance Education* 24(1) (2003): 87-103.
32. Bertram Bruce, et al., *Plants, Pathogens, and People: Extending the Classroom to the Web*.
33. Lori Thompson, and Brian Lynch, "Web-based Instruction: Who is Inclined to Resist It and Why?" *Journal of Educational Computing Research* 29(3) (2003): 375-385.
34. James. P. Williams, Shawn. Q. Stewart, Lori Eichelberger, Carlos Ovalle, Kayla Jackson, Sam Burns, and Holly Robertson, "Scaling Information in Cyberspace: A Framework for Developing Online Instruction to Meet the Demands of Large Classes" *Educause Southwest*, Austin, Texas, February 2005.
35. Bruce Thompson, *Foundations of Behavioral Statistics: An Insight-based Approach* (Guilford Press: New York, 2006).

FIG 1. INF 312 Course Homepage.

The image shows a screenshot of the 'i312 Information In Cyberspace' course homepage. The page is organized into several sections:

- Navigation:** 'Schedule | Modules | Contact | Resources' at the top right.
- Left Sidebar:**
 - i312 Core Modules:** Orientation, Module One, Module Two, Module Three, Module Four, Module Five, CYOA Modules, Preservation f, atting.
 - i312 Resources:** FAQs, Glossary, XHTML 1.0 Reference, CSS Reference.
 - i312 Quick Links:** Grading Policy, Webcast Schedule, UT Direct, Blackboard, Bewovare.
- Main Content Area:**
 - i312 Announcements new:** Dated 'Monday, January 16, 2006'. Includes a welcome message and instructions on how to use the website.
 - Course status:** A section providing information about the course's progress and upcoming assignments.
 - Social bookmarks:** A section encouraging users to organize and share bookmarks.
- Right Sidebar:**
 - Upcoming i312 events:** 'Today is Saturday, January 21st. Only 102 days and 18 hours left until this class is over!'.
 - i312 topics in the news:** A list of news items including 'David Byrne Journal: 12.1.05: Rant about Digital Millenium Copyright Act', 'Botched Stock Trade Rattles Japan Market - Yahoo! News', 'Squidoo : Lenses : Introduction to Information Architecture', 'A List Apart: Articles: High Accessibility Is Effective Search Engine Optimization', 'New Copyright Law Lets Photographers Register Unfinished Work', and 'Thanks Carlos!'.
 - About You:** A section for user identification.

Four callout boxes are overlaid on the page:

- Course modules:** Points to the 'i312 Core Modules' section in the left sidebar.
- Course announcements:** Points to the 'i312 Announcements' section in the main content area.
- Course status:** Points to the 'Course status' section in the main content area.
- Social bookmarks:** Points to the 'Social bookmarks' section in the main content area.

FIG 2. The Initial Page of an INF 312 Instructional Module

The screenshot shows the initial page of an INF 312 Instructional Module. The page is titled "i312 Information In Cyberspace" and has a navigation bar with links for Home, Schedule, Modules, Contact, and Resources. The main content area is titled "Module One | Unix & Linux" and features a section titled "1 An Introduction to Linux & Unix". The page includes a sidebar with "Module One" and "i312 Resources" sections, a main content area with a list of objectives and a deadline, and a right sidebar with "Upcoming i312 Events" and "About You" sections. Callouts point to various elements: "Module sections" points to the sidebar, "Module objectives" points to the list of objectives, "Module status" points to the main content area, "User information" points to the "About You" section, and "Navigation device" points to the bottom navigation bar.

Module One
 Unix & Linux
 Communication 1
 XHTML 1
 Class Participation 1
 Module One Assignments

i312 Resources
 FAQs
 Glossary
 XHTML
 CSS
 Reference
 ence

Module One | Unix & Linux: 1 | 2 | 3 | 4 | 5 | 6 | 7 | 8 | 9 | 10 | 11 | 12 | next >

1 An Introduction to Linux & Unix

First, lets discuss this module a little bit. This module is briefly on a whole lot of subjects involving computers, that touches them are fairly complicated if you haven't been exposed to them before.

By the end of module one, you will:

- be familiar with some computer-related terms, such as **operating system** , **client** and **server**
- know a little about the history and philosophies of Unix and Linux
- learn to use some programs in Linux, including pico
- learn to use command-line commands in Linux
- be able to say with some authority that you have no idea who owns Unix or Linux (yes, this is somewhat tongue-in-cheek)

Deadline: Monday, February 6th @ 8:00 AM

In this module, you will log into our iSchool server, echo. Your account was generated based on the information you emailed after the orientation. If you find you cannot log in, please contact an instructor.

Allow me to mention also one of the idiosyncrasies of an author of this module. I'm sure you're all familiar with emoticons. ^_^ is the same thing as ;) and just a habit I picked up on some mailing lists. ^_^

That said, let's [get this module started...](#)

Module One | Unix & Linux: 1 | 2 | 3 | 4 | 5 | 6 | 7 | 8 | 9 | 10 | 11 | 12 | next >

Upcoming i312 Events
 Today is Saturday, January 21st.
 Module One is Closed

About You
 You are viewing this site with Firefox on a machine running MacOS.
 Your IP address is 67.67.196.168.

© Copyright 2005 | School of Information, University of Texas at Austin. W3C CSS W3C XHTML 1.0

FIG 3. INF 312 Contact Information Page with schedule and online indicators

i312 Information In Cyberspace Home | Schedule | Modules | Contact | Resources

Contact Information:

i312 Instructors

Sam Burns
AIM: i312sb ● online
Skype: i312sb
Class section Unique #: 26065 or 44690

Tony Cherian
AIM: i312tc ● offline
Skype: i312tc
Class section Unique #: 26080 or 44705

Don Hamerly
AIM: i312dh ● offline
Skype: i312dh
Class section Unique #: 26070 or 44695

Patrick Williams
AIM: i312pw ● online
Skype: i312pw
Class section Unique #: 26075 or 44700

i312 Teaching Assistants

AIM screen names:

- i312mc ● offline
- i312an ● offline
- i312dl ● offline
- i312hr ● offline
- i312mel ● offline
- i312dt ● offline
- i312neal ● offline
- i312lauren ● offline

Online status indicators

Just because this is a Web-based course doesn't mean you can't talk to a real-live human being! If you need help, and you can't seem to get it online, come talk to one of us in person. Send an email to your instructor and request an appointment. We'll be glad to sit down with you and answer your questions. Please add the TA screen names (as well as your instructor's screen name, all are listed to the left) to the buddy list in your instant messaging client. Wanna know who you can talk to right now? Take a look at the online/offline status icons next to each name.

AIM Schedule

Sunday	Monday	Tuesday	Wednesday	Thursday	Friday	Saturday
2-5:30: i312lauren	5-6: i312mc	2:30-5:30: i312mc	12:30 - 2:30: i312tc	1 - 3: i312sb	4-7: i312dt	6-11: i312dl
8-9:30: i312mel	6:30-8:30: i312hr	5-7: i312mel	1 - 4: i312pw	2:30-5:30: i312mc	5-10: i312lauren	11-12am: i312dh
8-11: i312neal	10-12am: i312dh	7:30-11: i312dl	4-6: i312mel	5-8:30: i312hr	8-10:30: i312neal	
9-11: i312pw			5:30-7: i312mc			
9-11: i312sb			7-10: i312neal			
10-12am: i312tc			11-12am: i312dh			

All times PM except where noted

Contact

Upcoming i312 events

Today is Saturday, January 21st.

Only 102 days and 18 hours left until this class is over!

About You

You are viewing this site with Firefox on a machine running MacOS.

Your IP address is 67.67.196.168.

IM support schedule

FIG 4. Components of a webcast session.

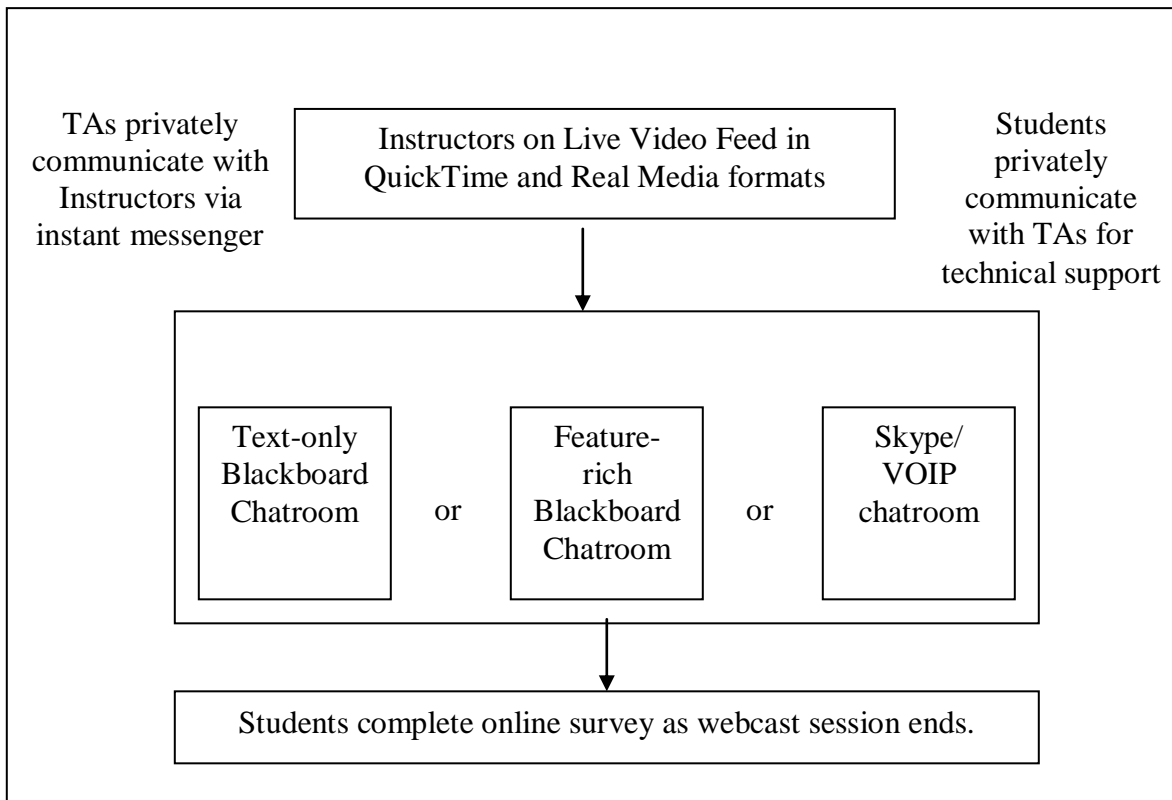


FIG 5. Project overview

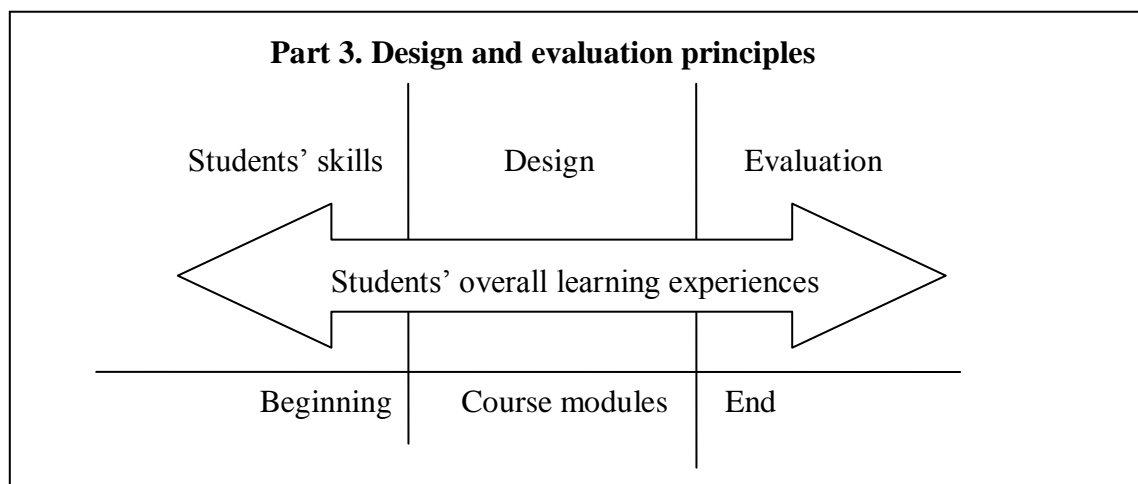
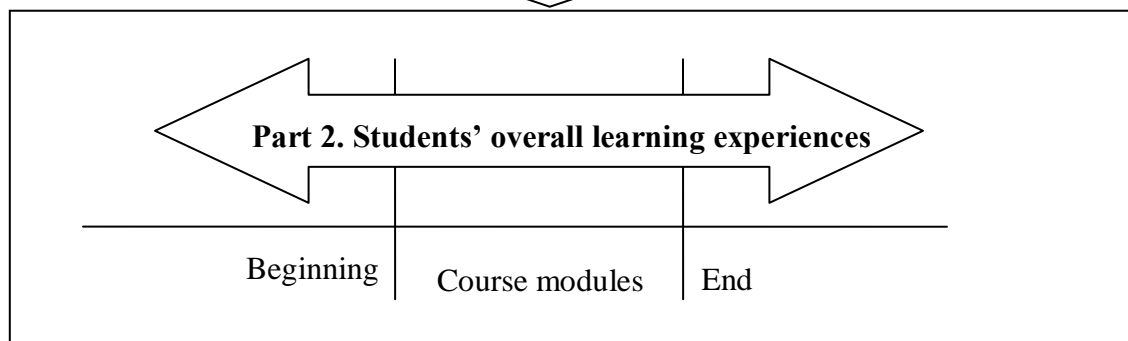
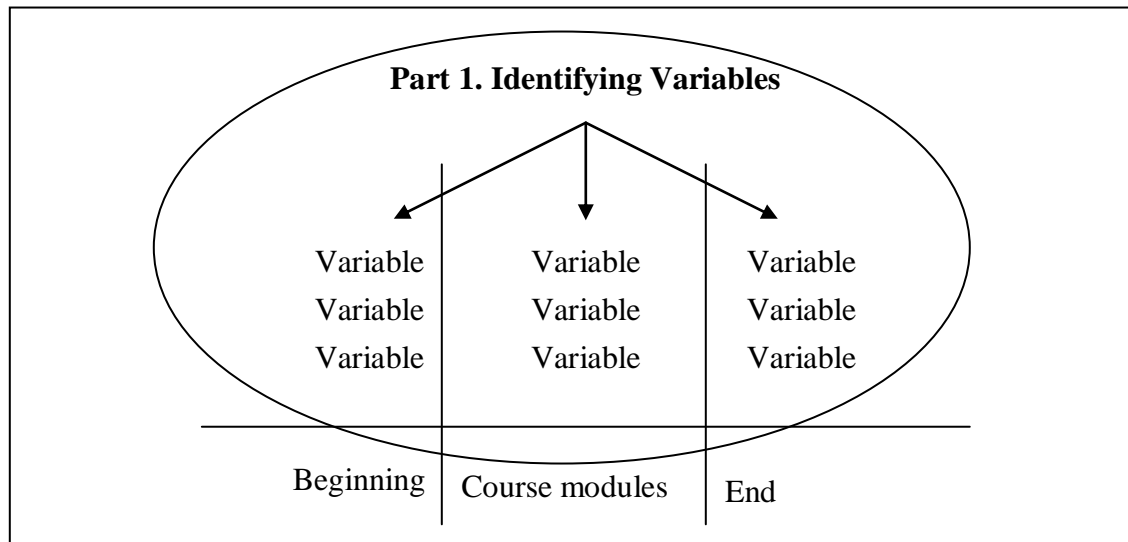


TABLE 1. Key variables in 7 surveys

Survey	Variable	Anchors*
Incoming	Computer skills	1 - Beginner 7 - Fluent
	Frequency of computer use	1 - I avoid them 7 - Constantly
	Tendency to procrastinate	1 - I always procrastinate 7 - I am very motivated to complete my work early
	Use of instant messaging	1 - I never use IM 7 - I constantly use IM
	Expectations in the class	1 - I expect i312 to be much worse than a classroom course 7 - I expect i312 to be much better than a classroom course
5 course modules	Audio quality of webcast	1 - Poor 7 - Excellent
	Video quality of webcast	1 - Poor 7 - Excellent
	Particular tools used for webcast	1 - Poor 7 - Excellent
	Ability to follow webcast program	1 - I had lots of trouble following what was happening. 7 - I was able to follow both the chat and video presentation very closely.
	Class engagement	1 - I would prefer not to interact with others during a webcast session. 7 - I am very likely interact with students and instructors during a webcast session.
	Comparison with a physical class	1 - It is far worse than a large physical class 7 - It is far better than a large physical class
	Overall learning experience	1 - Poor 7 - Excellent
	Overall satisfaction	1 - The media did not suit the content for the course at all. 7 - The media suited the content very well.
Exit	Convenience compared to other class	1 - A lot less convenient 7 - A lot more convenient
	Video tutorials	1 - Not useful at all 7 - Very useful
	Workload to other courses	1 - Excessive 7 - A breeze
	Use of IM for Student/Instructor Communication	1 - Useless 7 - Very helpful
	Technical problems	1 - Lots of problems 7 - No problems at all
	Refer to other students	1 - Definitely yes 7 - Definitely not
	Take online courses again	1 - Definitely yes 7 - Definitely not

*A 7-point Likert scale

TABLE 2. Participants' characteristics (N=162)

Characteristics	Measurement	Number of participants	%
Academic status	• Freshman	19	11.7
	• Sophomore	49	30.2
	• Junior	36	22.2
	• Senior	58	35.8
Gender	• Male	98	60.5
	• Female	64	39.5

TABLE 3. Participants' computer skills, attitudes and expectations of the class* (N=162)

	Mean±SD
Computer skills	4.73±1.15
Frequency of computer use	5.68±1.26
Tendency to procrastinate	4.20±1.19
Use of instant messaging	5.13±1.85
Expectations in the class	4.91±1.21

*Based on a 7-point scale (1-low, 7-high)

TABLE 4. Participants' feedback on 5 course modules' webcast sessions (mean±SD)

Variables	Module 1 N=104*	Module 2 N=85**	Module 3 N=88***	Module 4 N=64****	Module 5 N=80*****
Audio quality of webcast	5.08±1.90	5.02±1.31	2.41±1.61	5.02±1.31	5.76±1.09
Video quality of webcast	5.36±1.09	5.00±1.22	3.90±1.62	5.00±1.22	5.64±1.12
Particular tools used for webcast+	5.65±1.28	4.43±1.23	4.21±1.31	4.09±0.88	4.99±2.00
Ability to follow webcast program	4.95±1.73	5.32±1.35	4.50±1.89	5.32±1.35	5.69±1.30
Class engagement	5.01±1.42	4.72±1.27	4.69±1.47	4.72±1.27	5.00±1.41
Comparison with a physical class	4.19±1.84	5.13±1.27	4.70±1.48	5.13±1.27	5.10±1.45
Overall learning experience	4.45±1.73	5.36±1.20	4.33±1.43	5.36±1.20	5.53±1.04
Overall satisfaction	5.07±1.40	5.35±1.19	4.84±1.67	5.35±1.19	5.60±1.37

*64% response rate

**52% response rate

***54% response rate

****39% response rate

*****49% response rate

+5 different tools were used for 5 course modules. Only students with previous experience with other tools reported. Module #1=104, #2=63, #3=58, #4=58, and #5=47.

TABLE 5. Participants' feedback on exit survey* (N=46, 28% response rate)

	Mean±SD
Convenience compared to other class	6.26±0.88
Video tutorials	6.43±0.94
Workload to other courses	4.67±0.99
Use of IM	5.85±1.45
Less tech problems	3.13±1.39
Refer to other students	6.15±1.14
Take online courses again	5.28±1.63

*Based on a 7-point scale (1-low, 7-high)