

2017

## Geometry-driven folding of a floating annular sheet

Joseph Paulsen  
*Syracuse University*

Vincent Démery

K. Buğra Toga

Zhanlong Qiu

Thomas P. Russell

*See next page for additional authors*

Follow this and additional works at: <https://surface.syr.edu/phy>



Part of the [Chemical Engineering Commons](#), [Chemistry Commons](#), and the [Physics Commons](#)

---

### Recommended Citation

Geometry-driven folding of a floating annular sheet. JD Paulsen, V Démery, KB Toga, Z. Qiu, T Russell, B Davidovitch, and N Menon, *Physical Review Letters* 118, 048004 (2017).

This Article is brought to you for free and open access by the College of Arts and Sciences at SURFACE. It has been accepted for inclusion in Physics by an authorized administrator of SURFACE. For more information, please contact [surface@syr.edu](mailto:surface@syr.edu).

---

**Author(s)/Creator(s)**

Joseph Paulsen, Vincent Démery, K. Buğra Toga, Zhanlong Qiu, Thomas P. Russell, Benny Davidovitch, and Narayanan Menon

## Geometry-Driven Folding of a Floating Annular Sheet

Joseph D. Paulsen,<sup>1,\*</sup> Vincent Démercy,<sup>2,†</sup> K. Buğra Toga,<sup>3</sup> Zhanlong Qiu,<sup>4</sup> Thomas P. Russell,<sup>3</sup>  
Benny Davidovitch,<sup>4</sup> and Narayanan Menon<sup>4</sup>

<sup>1</sup>Department of Physics, Syracuse University, Syracuse, New York 13244, USA

<sup>2</sup>Gulliver, CNRS, ESPCI Paris, PSL Research University, 10 rue Vauquelin, 75005 Paris, France

<sup>3</sup>Department of Polymer Science and Engineering, University of Massachusetts, Amherst, Massachusetts 01003, USA

<sup>4</sup>Department of Physics, University of Massachusetts, Amherst, Massachusetts 01003, USA

(Received 28 September 2016; revised manuscript received 22 December 2016; published 27 January 2017)

Predicting the large-amplitude deformations of thin elastic sheets is difficult due to the complications of self contact, geometric nonlinearities, and a multitude of low-lying energy states. We study a simple two-dimensional setting where an annular polymer sheet floating on an air-water interface is subjected to different tensions on the inner and outer rims. The sheet folds and wrinkles into many distinct morphologies that break axisymmetry. These states can be understood within a recent geometric approach for determining the gross shape of extremely bendable yet inextensible sheets by extremizing an appropriate area functional. Our analysis explains the remarkable feature that the observed buckling transitions between wrinkled and folded shapes are insensitive to the bending rigidity of the sheet.

DOI: 10.1103/PhysRevLett.118.048004

The mechanics of thin sheets at fluid interfaces is a current frontier of elastocapillary phenomena [1]. In contrast to thicker films that balance the liquid-vapor surface tension  $\gamma$  by generating moderate strain [2–5] or curvature [6–9], very thin sheets strongly resist in-plane stretching but are readily curled, wrinkled, or folded under capillary forces [10,11]. In the asymptotic regime

$$B/R^2 \ll \gamma \ll Y, \quad (1)$$

where  $B$ ,  $Y$  are the bending and stretching moduli and  $R$  is a characteristic length, the liquid surface energy becomes the *only* dominant energy, rendering the elastocapillary problem into a purely geometric area minimization. This non-trivial class of “asymptotic isometries” was demonstrated in the partial wrapping of a liquid drop by an ultrathin circular sheet, where axial symmetry is spontaneously broken [12].

Our understanding of this field is still in its infancy, and many basic questions remain. What classes of gross shapes are possible, and what is the nature of the transitions between them? In general, transitions in microstructure—such as the wrinkle-fold transition in 1D systems [13–15]—are driven by competing energies. Are there situations in which microstructure is dictated by geometrical rather than mechanical constraints?

Here we study a simple, near-planar system that exhibits (i) a variety of gross shapes with continuous and discontinuous transitions between them, (ii) coexistence of distinct microstructural elements, and (iii) a wrinkle-fold transition governed by geometric constraints. We find that purely geometric considerations determine the gross shape, which may dictate a specific microstructure. If more than one microstructure is possible, then mechanical energies may select one.

*Experiment.*—We work in a geometry first experimentally investigated by Piñeirua *et al.* [16], but with much thinner films ( $t \sim 100$  nm) in order to probe the asymptotic regime of Eq. (1). We spin coat polystyrene films ( $E = 3.4$  GPa) on glass substrates and cut them into an annular shape with radii  $R_{\text{in}}$  and  $R_{\text{out}}$  [Fig. 1(a)], where  $1.2 < R_{\text{in}} < 5.7$  mm and  $6.5 < R_{\text{out}} < 10.5$  mm. The film is floated onto water in a

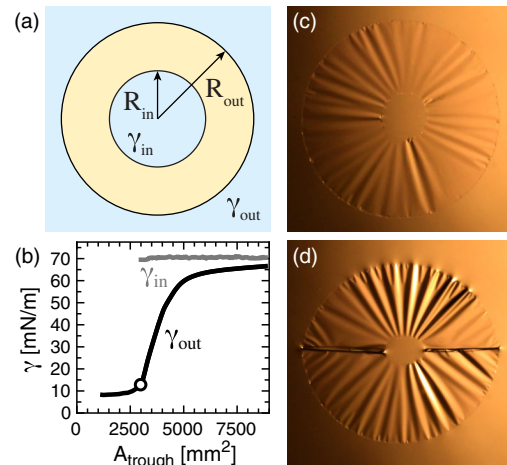


FIG. 1. Buckling of a floating annular film. (a) A film with radii  $R_{\text{in}}$ ,  $R_{\text{out}}$ , subjected to tensions  $\gamma_{\text{in}} \geq \gamma_{\text{out}}$ . (b) Surfactant concentration outside the annulus is controlled by varying the trough area  $A_{\text{trough}}$ . While  $\gamma_{\text{out}}$  decreases,  $\gamma_{\text{in}}$  is nearly unaffected, causing hoop compression and reduction of the enclosed liquid-vapor area. Experiments are performed with  $\gamma_{\text{out}} > 12.8$  mN/m (open circle), where the surfactant layer is fluid. Surface tension is measured with a Wilhelmy plate. (c), (d) A  $t = 394$  nm sheet with  $R_{\text{out}} = 8.0$  mm and  $\rho = R_{\text{out}}/R_{\text{in}} = 4.3$ , shown at  $\tau = \gamma_{\text{in}}/\gamma_{\text{out}} = 3.1$  and 4.5. As  $\tau$  increases, the sheet forms wrinkles and then two folds.

Langmuir trough, and a surfactant (perfluorododecanoic acid) is added outside the film. The surfactant concentration is varied by translating barriers to reduce the available area. This controls the tension on the outer boundary of the annulus  $\gamma_{\text{out}}$  [Fig. 1(b)]. The barrier speed is sufficiently slow so that the surfactant is in equilibrium, and hydrochloric acid is added to the water so that the surfactant is insoluble and cannot migrate through the bulk to the inner interface. As we will show, the two dimensionless parameters of interest are  $\rho = R_{\text{out}}/R_{\text{in}}$  and  $\tau = \gamma_{\text{in}}/\gamma_{\text{out}}$ . The thickness and Young's modulus of the sheet, the density of the liquid, and gravity only play a minor role.

Experimental studies of this problem [17,18] (known as the Lamé setup) have typically focused on  $\tau < \rho$ , where only part of the sheet is wrinkled [19–21]. For  $\tau \gtrsim 1$ , the sheet is under nearly isotropic tension. As  $\tau$  increases above a  $\rho$ -dependent threshold [21], hoop compression is developed near the inner edge, giving rise to radial wrinkles. The wrinkled zone expands until it reaches the outer edge when  $\tau \rightarrow \rho$  [20,21], as shown in Fig. 1(c).

For  $\tau > \rho$ , the net radial force  $(\gamma_{\text{out}}R_{\text{out}} - \gamma_{\text{in}}R_{\text{in}})\delta\theta$  on an angular sector  $\delta\theta$  is negative, signaling an inward collapse. However, for a highly bendable film, multiple deformations are possible. Figure 1(d) shows the deformation for  $\rho = 4.3$ , where the sheet forms two folds [22]. As  $\tau$  increases further, these folds accumulate more material (see Video 1 in Supplemental Material [23]).

The progression for narrow annuli, shown in Figs. 2(a)–2(c), is very different. As we increase  $\tau$ , the sheet again forms axisymmetric wrinkles, but then collapses to a closed state (Video 2 in Supplemental Material [23]), similar to previous observations on thicker films [16]. This shape, which we call a “collapsed racetrack,” consists of multiple folds coexisting with wrinkled zones.




FIG. 2. Sudden collapse and changes in the boundary curvature. (a) A film with  $\rho = 1.4$  that has collapsed, shown at  $\tau = 1.5$ . (b) The gross shape is drawn as a guide to the eye. (c) Collapsed state for  $\rho = 2.0$ ,  $\tau = 2.0$ . (d)–(f) A different mode is observed for  $\rho = 2.9$ , where the inner and outer boundaries become straighter ( $\tau = 2.5$ , 3.5, and 5.6, respectively). Sheet thickness  $t$ : (a),(b) 40 nm, (c) 279 nm, (d)–(f) 321 nm. Outer radius,  $R_{\text{out}} = 8.0$  mm.

Yet another mode of symmetry breaking is shown in Figs. 2(d)–2(f). Here, nonuniform wrinkles change the radius of curvature of the boundary (Video 3 in Supplemental Material [23]), in a manner that cannot be accomplished with a finite number of localized folds. This provides a concrete example where the gross shape can be generated by only a particular microstructure.

*Phase diagram.*—The different morphologies are shown in a phase diagram, Fig. 3(a), where the points indicate the instability of the axisymmetric wrinkled state upon increasing  $\tau$ . Noting that the data cluster around the line  $\tau = \rho$ , we investigate the dependence on thickness by plotting  $\tau/\rho$  at the transition as a function of thickness in Fig. 3(b). No systematic trend is observed. Wrinkle-fold transitions in 1D systems generally exhibit strong dependence on thickness, indicating an energetic competition between substrate deformation and bending resistance [13–15,24–31]. By contrast, Fig. 3(b) signals a totally different mechanism for a wrinkle-fold transition, governed by geometric constraints.

*Geometric model.*—The observation in Fig. 3(b) motivates a geometric model for the wrinkle-fold transition, similar to the one introduced in Ref. [12] for the wrapping of a droplet with a very thin sheet. This model relies on a

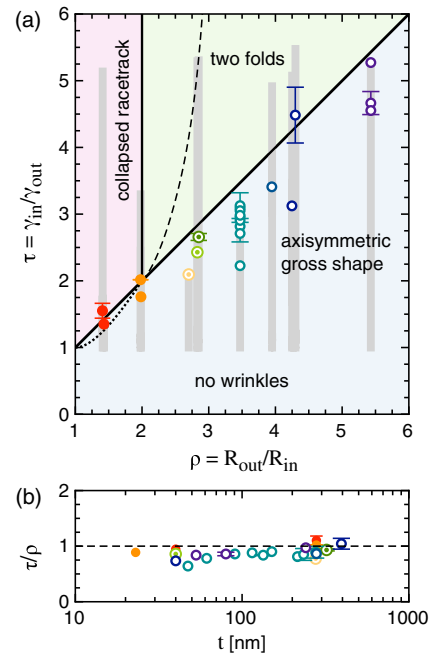


FIG. 3. Phase diagram. (a) Open circles: formation of folds. Closed circles: buckling into racetrack shape. Bullseyes: hybrid state with two dominant folds and straightening of boundary. Gray stripes: experimentally probed region. Solid line at  $\tau = \rho$ : theoretical prediction for transition into either a racetrack shape ( $\rho < 2$ ) or two dominant folds ( $\rho > 2$ ). Dotted line: collapsed racetrack becomes favorable, but with a finite energy barrier. For  $2 < \rho < 3.17$ , the racetrack is energetically favorable for large  $\tau$  (dashed line), but the pathway from two folds is unclear. (b) Axial symmetry is broken at  $\tau = \rho$ , independent of sheet thickness. Symbol color indicates  $\rho$ , as in (a).

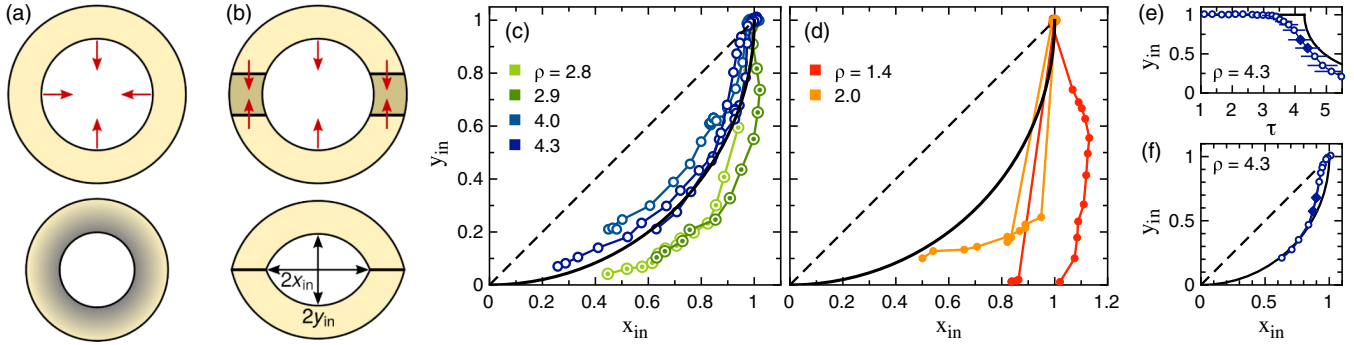


FIG. 4. Gross shapes of buckled annuli. (a) Radial wrinkles can collect excess azimuthal material, leading to axisymmetric contraction. The amount of excess material is indicated by the shading. (b) Formation of two folds. Two halves of the sheet translate towards each other; excess material is gathered in the shaded regions. (c) Aspect ratio of the inner boundary of the film, for wide annuli. In each curve, data points are obtained by increasing  $\tau$ . Solid line: prediction for two folds,  $y_{\text{in}} = 1 - \sqrt{1 - x_{\text{in}}^2}$ . The data and prediction depart significantly from axisymmetric contraction,  $x_{\text{in}} = y_{\text{in}}$  (dashed line), except in a narrow window near  $\tau = \rho$  for the thickest film, shown separately in (f). (d) For narrow annuli, the buckled gross shapes are even wider. (e)  $y_{\text{in}}$  versus  $\tau$  for a film with  $\rho = 4.3$  ( $t = 394$  nm). Solid line: theory for two folds [Eq. (3)], which predicts a continuous transition at  $\tau = \rho$ . (f)  $y_{\text{in}}$  versus  $x_{\text{in}}$  for the same film. Filled diamonds denote frames where the folds form. For smaller  $\tau$  (larger  $y_{\text{in}}$ ), nonuniform wrinkles allow the sheet to approximate the two-folds shape.

separation of energy scales, Eq. (1), whereby wrinkles, crumples, and folds enable compression of the sheet at no cost, allowing the sheet to become “submetric” to its initial flat state [32,33], whereas surface energies are not sufficient to stretch the sheet significantly. Thus, the gross shape (which ignores small-scale features) is obtained by minimizing the surface energy of the exposed liquid interfaces, under a constraint of inextensibility of the sheet. Subtracting a constant term proportional to the area of the trough, the energy becomes

$$U = \gamma_{\text{in}} A_{\text{in}} + \gamma_{\text{out}} (\Delta A_{\text{out}}), \quad (2)$$

where  $A_{\text{in}}$  is the liquid surface area enclosed within the annulus and  $\Delta A_{\text{out}}$  is the change in liquid surface area outside. We now consider the energies in three distinct families of gross shapes: axisymmetric contraction, the two-folds shape, and a racetrack shape.

*Axisymmetric gross shape.*—For an axisymmetric deformation, all points of the annulus move radially inwards a distance  $u_{\text{axi}}$  by forming wrinkles [Fig. 4(a)]. Hereafter, we render all quantities dimensionless by rescaling with  $R_{\text{in}}$  and  $\gamma_{\text{out}}$ , and the energy [Eq. (2)] thus becomes  $U_{\text{axi}} = \pi[\tau(1 - u_{\text{axi}})^2 - (\rho - u_{\text{axi}})^2]$ . Minimization yields  $u_{\text{axi}} = 0$  for  $\tau < \rho$  and  $u_{\text{axi}} = (\tau - \rho)/(\tau - 1)$  for  $\tau \geq \rho$ , where  $U_{\text{axi}} = -\pi\tau(\rho - 1)^2/(\tau - 1)$ . Our experiments do not find this axisymmetric mode at large  $\tau$ .

*Two folds.*—Inspired by Fig. 1(d), we introduce a two-folds *Ansatz* where two halves of the sheet translate rigidly toward each other over a distance  $u_{2F}$ , gathering excess material into two folds, as illustrated in Fig. 4(b). This *Ansatz* breaks axial symmetry minimally by stitching together flat sections of the initial shape. This is similar to the polygonal shapes obtained upon wrapping a liquid

droplet with a circular sheet, where flat petals curl around the drop [12]. The energy is  $U_{2F} = 2[\tau\phi(u_{2F}) - \rho^2\phi(u_{2F}/\rho)]$ , where  $\phi(u) = \cos^{-1}(u) - u\sqrt{1 - u^2}$ . The predicted displacement for  $\tau > \rho$  is

$$u_{2F} = \left( \frac{\tau^2 - \rho^2}{\tau^2 - 1} \right)^{1/2}. \quad (3)$$

For any  $\tau > \rho$ , we find that  $U_{2F} \leq U_{\text{axi}}$ : the two-folds *Ansatz* is energetically favorable, consistent with our experimental observations.

Following a similar principle to the droplet-wrapping problem [12], the two-folds *Ansatz* can be generalized to  $n$  folds, by dividing the initial annulus into  $n$  angular sectors. Here we find that the optimal number of folds is always  $n = 2$ .

*Observed gross shapes.*—To quantify the shapes observed in the experiment, we denote by  $2x_{\text{in}}$  the widest distance in the inner boundary of the sheet; the diameter along the bisector of that line is  $2y_{\text{in}}$  [Fig. 4(b)]. Figure 4(c) shows  $y_{\text{in}}$  versus  $x_{\text{in}}$  for sheets with four different values of  $\rho > 2$ ; it agrees with the prediction (solid line), and deviates significantly from its value for an axisymmetric shape. The progression of  $y_{\text{in}}$  versus  $\tau$  is in qualitative agreement with the prediction for two folds [Fig. 4(e)], although contraction is observed for  $\tau < \rho$ , namely, before wrinkles are predicted to reach the outer edge. This last observation indicates a shortcoming of our purely geometric model, which we discuss in the concluding paragraphs.

*Racetrack.*—Figures 2(a)–2(c) and 4(d) and Ref. [16] motivate another *Ansatz*, depicted in Figs. 5(a) and 5(b), wherein the sheet is divided into four angular sectors. Two opposite sectors are straightened by wrinkles whose amplitude is tailored to collect an increasing amount of azimuthal length towards the outer edge, while the inner edge remains

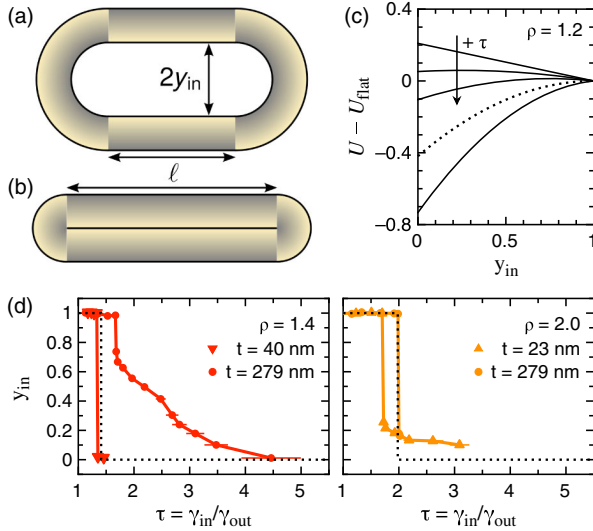


FIG. 5. Buckling into sections of different curvature. (a) Two straight sections of length  $\ell$  connected by two sections that are more tightly curved than in the initial flat state. (b) Completely collapsed racetrack with  $y_{\text{in}} = 0$ . (c) Energy difference for a narrow annulus ( $\rho = 1.2$ ) at  $\tau = 1, 1.05, 1.1, 1.2, 1.3$ . When  $\tau = \rho$  (dotted line), an energy barrier disappears, prompting a discontinuous transition from  $y_{\text{in}} = 1$  to  $y_{\text{in}} = 0$ . (d)  $y_{\text{in}}$  versus  $\tau$  for narrow annuli with  $\rho = 1.4$  (left) and  $\rho = 2.0$  (right). Dotted lines: geometric theory.

flat. The other two sectors are bent with an inner radius  $y_{\text{in}} < 1$ ; there, the inner edge is wrinkled and the outer edge is flat. The relative amount of material compressed into wrinkles is schematically represented by the shading in Figs. 5(a) and 5(b). There is a conceptual difference between the racetrack and the two-folds states: the latter is constructed by stitching together pieces of the annulus, whereas the former requires deformation at all points.

A simple calculation shows that the length of the straightened parts is given by  $\ell = \pi(1 - y_{\text{in}})/\rho$ . The racetrack energy is  $U_{\text{RT}} = \pi\tau y_{\text{in}}\{(2/\rho) + [1 - (2/\rho)]y_{\text{in}}\} - \pi(y_{\text{in}} + \rho - 1)\{\rho - [1 - (2/\rho)](1 - y_{\text{in}})\}$ .

For  $\rho > 2$  (wide annuli), the optimal  $y_{\text{in}}$  departs continuously from 1. For any  $\tau \gtrsim \rho$ , the energy of the racetrack *Ansatz* is higher than in the two-folds *Ansatz*, consistent with our experiments. The racetrack can be favorable for even larger  $\tau$  [dashed line in Fig. 3(a)], but the pathway from two folds to a racetrack is not obvious (see Ref. [23]).

For  $\rho < 2$  (narrow annuli), the flat state ( $y_{\text{in}} = 1$ ) is a local minimum for  $\tau \lesssim \rho$  [Fig. 5(c)]. For  $\tau > \rho$ , the only energy minimum is at  $y_{\text{in}} = 0$ , corresponding to a collapsed racetrack [Fig. 5(b)]. For these narrow annuli,  $U_{\text{RT}} < U_{2\text{F}}$ . Thus, the model predicts a sudden collapse from the initial flat state to a closed shape;  $y_{\text{in}}$  jumps from 1 to 0 as  $\tau$  exceeds  $\rho$  [Fig. 5(d) and Ref. [23]]. Our measurements are in qualitative agreement with this prediction. (The surfactant dynamics is much quicker than the motion of the barrier, but may not equilibrate over the short time scale of the collapse.)

The predicted values of  $\tau$  at which the racetrack appears are shown as a solid line on the phase diagram [Fig. 3(a)], corresponding to the local minimum of the energy. If the annulus could activate over the energy barrier [in Fig. 5(c)] and reach the global minimum, the racetrack shape would occur for slightly smaller  $\tau$  [dotted line in Fig. 3(a), see also Ref. [23]]. We point out that the collapsed racetrack we observe is often curved, as in Figs. 2(a)–2(c). A simple calculation shows that the curving of the midline is a soft mode of the racetrack state.

**Conclusion.**—We have shown that an annular sheet subjected to differential tensile loads displays a rich, shape-dependent behavior. This behavior is captured by a geometric model, in which the liquid surface area is minimized while the sheet is assumed infinitely bendable and inextensible. The two-folds and racetrack shapes emerge as qualitatively distinct solutions of the geometric model—the first one is reminiscent of the flat annulus, and is constructed by “stitching” together portions of it, whereas the second type substantially deforms the sheet far from the axisymmetric state.

We have shown that purely geometric considerations select gross shapes whenever the interfacial area is the dominant energy. This occurs in 2D and 3D, under boundary constraints (such as the partial wrapping of a liquid drop [12]), or topological constraints (such as accommodating a hole in the present work). This geometric approach links these interfacial phenomena to problems where a nearly inextensible membrane such as a Mylar balloon or a parachute is inflated [32–35].

The selected gross shape constrains the type of microstructure in the sheet, and may even determine it uniquely (e.g., two large folds for wide annuli). However, a given gross shape may be compatible with multiple microscopic configurations (e.g., wrinkles with different wavelengths), whereby subdominant energies due to bending and substrate deformation can then govern the fine microscopic features. More dramatically, if several gross shapes are nearly degenerate in area, these subdominant energies can select the gross shape. For example, the racetrack *Ansatz* is made of wrinkles and completely collapses, whereas the observed shape, made of many folds, does not [Fig. 2(a)]. Another example arises for the thickest film we studied ( $t = 394$  nm): Finite contraction is observed in the axisymmetric wrinkled state [top right-hand corner of Fig. 4(f)]. Then, for larger  $\tau$ , a nonuniform distribution of wrinkles mimics the two-folds *Ansatz*, before folds have actually formed [Fig. 4(f)]. This calls for a more complete understanding of the relationship between gross shapes and their underlying microstructure.

We thank H. Bermudez for use of a Langmuir trough. J. D. P. gratefully acknowledges support from the ESPCI Paris Joliot Chair. This work was supported by the W. M. Keck Foundation.

- \*jdpaulse@syr.edu  
†vincent.demery@espci.fr
- [1] B. Roman and J. Bico, Elasto-capillarity: Deforming an elastic structure with a liquid droplet, *J. Phys. Condens. Matter* **22**, 493101 (2010).
  - [2] G. Lester, Contact angles of liquids at deformable solid surfaces, *J. Colloid Sci.* **16**, 315 (1961).
  - [3] A. Marchand, S. Das, J. H. Snoeijer, and B. Andreotti, Capillary Pressure and Contact Line Force on a Soft Solid, *Phys. Rev. Lett.* **108**, 094301 (2012).
  - [4] R. W. Style, R. Boltyskiy, Y. Che, J. S. Wettlaufer, L. A. Wilen, and E. R. Dufresne, Universal Deformation of Soft Substrates Near a Contact Line and the Direct Measurement of Solid Surface Stresses, *Phys. Rev. Lett.* **110**, 066103 (2013).
  - [5] B. Andreotti, O. Baumchen, F. Boulogne, K. E. Daniels, E. R. Dufresne, H. Perrin, T. Salez, J. H. Snoeijer, and R. W. Style, Solid capillarity: When and how does surface tension deform soft solids?, *Soft Matter* **12**, 2993 (2016).
  - [6] C. Py, P. Reverdy, L. Doppler, J. Bico, B. Roman, and C. N. Baroud, Capillary Origami: Spontaneous Wrapping of a Droplet with an Elastic Sheet, *Phys. Rev. Lett.* **98**, 156103 (2007).
  - [7] S. Neukirch, B. Roman, B. de Gaudemaris, and J. Bico, Piercing a liquid surface with an elastic rod: Buckling under capillary forces, *J. Mech. Phys. Solids* **55**, 1212 (2007).
  - [8] B. Pokroy, S. H. Kang, L. Mahadevan, and J. Aizenberg, Self-organization of a mesoscale bristle into ordered, hierarchical helical assemblies, *Science* **323**, 237 (2009).
  - [9] C. Duprat, S. Protiere, A. Beebe, and H. Stone, Wetting of flexible fibre arrays, *Nature (London)* **482**, 510 (2012).
  - [10] H. King, R. D. Schroll, B. Davidovitch, and N. Menon, Elastic sheet on a liquid drop reveals wrinkling and crumpling as distinct symmetry-breaking instabilities, *Proc. Natl. Acad. Sci. U.S.A.* **109**, 9716 (2012).
  - [11] J. D. Paulsen, E. Hohlfeld, H. King, J. Huang, Z. Qiu, T. P. Russell, N. Menon, D. Vella, and B. Davidovitch, Curvature-induced stiffness and the spatial variation of wavelength in wrinkled sheets, *Proc. Natl. Acad. Sci. U.S.A.* **113**, 1144 (2016).
  - [12] J. D. Paulsen, V. Démery, C. D. Santangelo, T. P. Russell, B. Davidovitch, and N. Menon, Optimal wrapping of liquid droplets with ultrathin sheets, *Nat. Mater.* **14**, 1206 (2015).
  - [13] G. W. Hunt, M. Wadee, and N. Shiacolas, Localized elasticae for the strut on the linear foundation, *J. Appl. Mech.* **60**, 1033 (1993).
  - [14] L. Pocivavsek, R. Dellsy, A. Kern, S. Johnson, B. Lin, K. Y. C. Lee, and E. Cerda, Stress and fold localization in thin elastic membranes, *Science* **320**, 912 (2008).
  - [15] F. Brau, P. Damman, H. Diamant, and T. A. Witten, Wrinkle to fold transition: Influence of the substrate response, *Soft Matter* **9**, 8177 (2013).
  - [16] M. Piñeirua, N. Tanaka, B. Roman, and J. Bico, Capillary buckling of a floating annulus, *Soft Matter* **9**, 10985 (2013).
  - [17] J. Huang, M. Juskiewicz, W. H. de Jeu, E. Cerda, T. Emrick, N. Menon, and T. P. Russell, Capillary wrinkling of floating thin polymer films, *Science* **317**, 650 (2007).
  - [18] R. D. Schroll, M. Adda-Bedia, E. Cerda, J. Huang, N. Menon, T. P. Russell, K. B. Toga, D. Vella, and B. Davidovitch, Capillary Deformations of Bendable Films, *Phys. Rev. Lett.* **111**, 014301 (2013).
  - [19] B. Davidovitch, R. D. Schroll, D. Vella, M. Adda-Bedia, and E. Cerda, Prototypical model for tensional wrinkling in thin sheets, *Proc. Natl. Acad. Sci. U.S.A.* **108**, 18227 (2011).
  - [20] M. Piñeirua, Ph.D. thesis, L'Université Pierre et Marie Curie, 2011.
  - [21] M. Taylor, B. Davidovitch, Z. Qiu, and K. Bertoldi, A comparative analysis of numerical approaches to the mechanics of elastic sheets, *J. Mech. Phys. Solids* **79**, 92 (2015).
  - [22] K. B. Toga, Ph.D. thesis, University of Massachusetts, 2014.
  - [23] See Supplemental Material at <http://link.aps.org/supplemental/10.1103/PhysRevLett.118.048004> for supplementary videos 1–3 and a detailed comparison of the three *Ansätze*.
  - [24] S. T. Milner, J. F. Joanny, and P. Pincus, Buckling of Langmuir monolayers, *Europhys. Lett.* **9**, 495 (1989).
  - [25] P. M. Reis, F. Corson, A. Boudaoud, and B. Roman, Localization through Surface Folding in Solid Foams under Compression, *Phys. Rev. Lett.* **103**, 045501 (2009).
  - [26] D. P. Holmes and A. J. Crosby, Draping Films: A Wrinkle to Fold Transition, *Phys. Rev. Lett.* **105**, 038303 (2010).
  - [27] B. D. Leahy, L. Pocivavsek, M. Meron, K. L. Lam, D. Salas, P. J. Viccaro, K. Y. C. Lee, and B. Lin, Geometric Stability and Elastic Response of a Supported Nanoparticle Film, *Phys. Rev. Lett.* **105**, 058301 (2010).
  - [28] H. Diamant and T. A. Witten, Compression Induced Folding of a Sheet: An Integrable System, *Phys. Rev. Lett.* **107**, 164302 (2011).
  - [29] B. Audoly, Localized buckling of a floating elastica, *Phys. Rev. E* **84**, 011605 (2011).
  - [30] F. Brau, H. Vandeparre, A. Sabbah, C. Poulard, A. Boudaoud, and P. Damman, Multiple-length-scale elastic instability mimics parametric resonance of nonlinear oscillators, *Nat. Phys.* **7**, 56 (2011).
  - [31] Y. Ebata, A. B. Croll, and A. J. Crosby, Wrinkling and strain localizations in polymer thin films, *Soft Matter* **8**, 9086 (2012).
  - [32] S. S. Ligarò and R. Barsotti, Equilibrium shapes of inflated inextensible membranes, *Int. J. Solids Struct.* **45**, 5584 (2008).
  - [33] I. Pak and J.-M. Schlenker, Profiles of inflated surfaces, *J. Nonlinear Math. Phys.* **17**, 145 (2010).
  - [34] G. I. Taylor, in *The Scientific Papers of Sir Geoffrey Ingram Taylor*, edited by G. K. Batchelor (Cambridge University Press, Cambridge, 1963), Vol. 3, pp. 26–37.
  - [35] W. H. Paulsen, What is the shape of a Mylar balloon?, *Am. Math. Mon.* **101**, 953 (1994).