

9-19-2005

Discretisation for Odd Quadratic Twists

J. Brian Conrey

American Institute of Mathematics and University of Bristol

Michael O. Rubinstein

University of Waterloo

Nina C. Snaith

Mark Watkins

University of Bristol

Follow this and additional works at: <https://surface.syr.edu/mat>



Part of the [Mathematics Commons](#)

Recommended Citation

Conrey, J. Brian; Rubinstein, Michael O.; Snaith, Nina C.; and Watkins, Mark, "Discretisation for Odd Quadratic Twists" (2005). *Mathematics Faculty Scholarship*. 108.

<https://surface.syr.edu/mat/108>

This Article is brought to you for free and open access by the Mathematics at SURFACE. It has been accepted for inclusion in Mathematics Faculty Scholarship by an authorized administrator of SURFACE. For more information, please contact surface@syr.edu.

Discretisation for odd quadratic twists

J. Brian Conrey

American Institute of Mathematics and University of Bristol

Michael O. Rubinstein

University of Waterloo

Nina C. Snaith

Mark Watkins

University of Bristol

Abstract

The discretisation problem for even quadratic twists is almost understood, with the main question now being how the arithmetic Delaunay heuristic interacts with the analytic random matrix theory prediction. The situation for odd quadratic twists is much more mysterious, as the height of a point enters the picture, which does not necessarily take integral values (as does the order of the Shafarevich-Tate group). We discuss a couple of models and present data on this question.

1.1 Introduction

Let $E : y^2 = x^3 + Ax + B$ be a fixed rational elliptic curve, and consider the sets $S^+(X)$ and $S^-(X)$ of quadratic twists of E that contain respectively the even¹ and odd twists $E_d : dy^2 = x^3 + Ax + B$ with $|d| < X$ a fundamental discriminant. For even twists, the Birch–Swinnerton-Dyer conjecture [BSD] states that

$$L(E_d, 1) = \Omega_d \frac{g_d \cdot \#\text{III}_d}{T_d^2}$$

where Ω_d is the real period, g_d is the global Tamagawa number, III_d is the Shafarevich-Tate group,² and T_d is the order of the torsion subgroup, all of these quantities being with respect to the quadratic twist E_d . Random

¹ A twist is even if the order of vanishing of its L -function at $s = 1$ (that is, its analytic rank) is even, which is the same as saying that the sign of its functional equation is $+1$; similarly for odd twists.

² We allow the order to be zero, in which case we suspect a curve of higher rank.

matrix theory applied with orthogonal symmetry [CKRS] predicts that

$$\text{Prob}[L(E_d, 1) \leq x] \approx x^{1/2}(\log x)^{3/8} \quad \text{as } x \rightarrow 0, \quad (1.1)$$

where we use the \approx notation to indicate that the quotient of the two sides tends to an unspecified constant that depends on E . Since $\#\text{III}_d$ is a square while g_d and T_d are well-understood integers, we get a discretisation from (1.1) — we expect that $L(E_d, 1) = 0$ if, say, we have that $L(E_d, 1) \leq g_d\Omega_d/T_d^2$. Because Ω_d essentially acts like $\approx 1/\sqrt{|d|}$, this gives a rough prediction that

$$\text{Prob}[L(E_d, 1) = 0] \approx (\log |d|)^C / |d|^{1/4}$$

as $|d| \rightarrow \infty$, where the constant C is well-understood, largely dependent on the rational 2-torsion structure of E . Finally, these heuristics lead to a conjecture about the number of positive rank twists in $S^+(X)$, namely that there should be about $\approx X^{3/4}(\log X)^C$ of them as $X \rightarrow \infty$.

The situation is somewhat different for odd twists; here we have that $L(E_d, 1) = 0$ from the functional equation, and now the BSD conjecture takes into account the regulator R_d :

$$L'(E_d, 1) = \Omega_d \frac{g_d \cdot R_d \#\text{III}_d}{T_d^2}.$$

This regulator is rather mysterious, and, as in the case of regulators and class numbers for real quadratic fields, does not seem totally disjoint from the Shafarevich-Tate group. The heuristic of Delaunay [D] gives some idea of how we might expect $\#\text{III}$ to be distributed, but for the regulator we have only the lower bound of size $c \log |d|$ of Silverman [Si] and a conjectured upper bound³ of $|d|^{1/2+\epsilon}$ of Lang [L].

Also, the analogue of (1.1) has a different exponent; we have⁴

$$\text{Prob}[L'(E_d, 1) \leq x] \approx x^{3/2}(\log x)^{3/8} \quad \text{as } x \rightarrow 0. \quad (1.2)$$

In analogy with the class number problem⁵ we might be so bold as to guess that $R_d\#\text{III}_d$ is always large if nonzero, say as big as $|d|^{1/2-\epsilon}$. Since Ω_d acts like $\approx 1/\sqrt{|d|}$, this then implies that $L'(E_d, 1) \gg 1/|d|^\epsilon$. More generally, we might guess that

$$i \quad L'(E_d, 1) \gg 1/|d|^\theta \quad \text{for curves of analytic rank 1} \quad ? \quad (1.3)$$

³ Assuming BSD and GRH we essentially get Lang's conjecture; in place of GRH, by bounding $L'(E_d, 1)$ via convexity, we get a crude upper bound of $|d|^{1+\epsilon}$.

⁴ The exponent on the logarithm is $-r^2/2 + r/2 + 3/8$, where r is the order of the zero enforced at $s = 1$; see [Sn1] for the general case, and [Sn2] for the case $r = 1$.

⁵ Note, however, that our L -values are at the center of the critical strip, while those for the class number problem are at the edge.

at least in a statistical sense, that is, there are disproportionately few twists with nonzero L' -values smaller than this.

From this, in analogy with the above argument (and ignoring logarithmic factors) we obtain that as $|d| \rightarrow \infty$ we have

$$\text{Prob}[L'(E_d, 1) = 0] \approx 1/|d|^{3\theta/2},$$

so that the number of twists of rank greater than 1 should be about $X^{1-3\theta/2}$ as $X \rightarrow \infty$. We now proceed to give models and data which suggest various values for θ . Note that the only provable (assuming BSD) bound is that $L'(E_d, 1) \gg 1/\sqrt{|d|}$, which would lead to a prediction of only $X^{1/4}$ odd twists of rank greater than 1. However, for an infinite family of curves E and under the assumption of the Parity Conjecture, Rubin and Silverberg [RS, 8.2] can prove that there are $\gg X^{1/3}$ twists of rank at least 3.

The above conjecture (1.3) implies that R_d and III_d are linked in a mysterious way; if we have a generator of small height (so that R_d is small), then this tends to make III_d be larger than general. The constructions of Rubin and Silverberg by their very nature yield points that are of height that is polynomial in $\log |d|$ — indeed, almost any parametrised family will have this feature, as writing down points of larger height is not feasible. These facts together suggest that by taking families with small generators we can generate large values of III . However, this does not work quite so simply in practise — we do get large values of III , but not always (as we will see in Section 1.4). This is one of the reasons why we might suggest a statistical version of (1.3) rather than a universal lower bound.

1.2 A model from Heegner points (largely due to Birch)

Suppose that E has rank zero and $d < 0$ is a fundamental discriminant that is a square modulo $4N$, where N is the conductor of E , and also assume for simplicity that $\gcd(d, 6N) = 1$. By work of Gross and Zagier [GZ], we have a construction for a point P_d on E_d that gives a torsion point precisely when the rank of E_d is greater than 1; indeed, the height λ of the constructed point is proportional to $L'(E_d, 1)$:

$$\lambda(P_d) = \frac{\sqrt{|d|}}{4\Omega_{\text{vol}}} L(E, 1) L'(E_d, 1),$$

where here Ω_{vol} is the area of the fundamental parallelogram associated to a minimal model for E . When the rank of E_d is 1, the point P_d has

infinite order but is not in general a generator of the free part of the group of rational points; the index of P_d depends on $\#\text{III}_d$, but cancels out in the end.

The construction of the point P_d goes via class-field theory; we get a point U_d over the Hilbert class field via a complex multiplication result largely due to Shimura, and then sum the conjugates to get a point first in the imaginary quadratic field $\mathbf{Q}(\sqrt{d})$ and then in \mathbf{Q} itself. The number of conjugates of U_d in the Hilbert class field is essentially the class number h of $\mathbf{Q}(\sqrt{d})$. These points, all being conjugate, have the same height. To get the height of the resulting point in \mathbf{Q} , we model the situation by assuming that we are summing h unit vectors in h -dimensional space; this leads to the prediction that the height is almost surely close to h which is of size $\sqrt{|d|}$. If we assume that the height of U_d is not too small we then get a prediction that $L'(E_d, 1) \gg 1/|d|^\epsilon$, leading to about $X^{1-\epsilon}$ twists in $S^-(X)$ which have rank 3 or greater. However, it is not clear why the height of U_d might not be of size $1/|d|^C$ itself, as its coordinates are in a field whose degree is of size $\sqrt{|d|}$.

We can try to test the validity of this model by taking d with $L'(E_d, 1)$ small and then computing the height of the point U_d in the Hilbert class field. However, when the class field has large degree (that is, when the class number is large), it will be difficult to recognise the coordinates of U_d , so we cannot take $|d|$ too large here. We were thus unable to generate enough examples to perform any real test of the model.

1.3 Alternative ideas

A less profound idea is to assert that the connection between rank 1 and rank 3 twists should be the same as the connection between rank 0 and rank 2 twists, at least to first approximation. Heuristics and random matrix theory [CKRS] give $X^{3/4+\epsilon}$ rank 2 curves amongst even quadratic twists up to X . If we thus guess that there about $X^{3/4}$ twists of rank 3 up to X , via reverse-engineering the argument of two sections previous, this could then be used to determine a value of $\theta = 1/6$.

We note that there are two random matrix models that have been proposed for modeling the zeros of L -functions associated with elliptic curves. The prediction (1.2) of Snaith [Sn1] is extended to higher ranks by looking at a zero-dimensional subset of $SO(\text{even})$ (for even twists) or $SO(\text{odd})$ (for odd twists) with r eigenvalues conditioned to lie at 1. This model predicts $\text{Prob}[L^{(r)}(E_d, 1) \leq x] \approx x^{r+1/2}(\log x)^{-r^2/2+r/2+3/8}$. In contrast, Miller [M2] has proposed his Independent Model, with

eigenvalue distribution decomposing as a sum of $(2\lfloor r/2 \rfloor + 1)$ point-masses and the eigenvalue distribution of the symmetry group $SO(\text{even})$ or $SO(\text{odd})$. In this case the r th derivative analogue of (1.1) and (1.2) is given by (1.1) for $SO(\text{even})$ symmetry and (1.2) for $SO(\text{odd})$ symmetry. There is both theoretical evidence [M1, Y] and numerical data [M2] that the 1- and 2-level densities of zeros follow Miller's Independent Model for L -functions associated with parameterised families of elliptic curves with r constructed points that generate the infinite part of the Mordell-Weil group. But there is no evidence to suggest that the Miller model should hold in the case of quadratic twists, and in fact the exponent $3/2$ in (1.2) is supported by the shape of the value distribution of $L'(E_d, 1)$ (see Figure 1.1) as well as by the results in Section 1.4.1. This illustrates that for odd twists the zero of $L(E_d, s)$ at $s = 1$ is apparently not independent — in contrast to a case of Young's [Y] where the zero was the result of a constructed rational point on the elliptic curve.

Finally there is a model due to A. Granville. Let E be a fixed elliptic curve given by the model $y^2 = x^3 + Ax + B$. Here we make a heuristic for the number of integral points (d, u, v, w) with $dw^2 = v(u^3 + Au^2 + Bv^3)$ and $D < |d| < 2D$ and $X < |u|, |v| < 2X$. There are about $\approx X^2$ such (u, v) -pairs, and each leads to a right-hand side which is of size X^4 . The number of integers that are of size X^4 and are d times a square with $D < |d| < 2D$ is $\approx D\sqrt{X^4/D}$, and thus the probability that an integer of size X^4 is of this form is $\approx \sqrt{DX^4}/X^4$. Multiplying this by our $\approx X^2$ possibilities for (u, v) , we get a total of $\approx \sqrt{D}$ integral solutions, independent of X . Summing this dyadically over X , we get $\approx \sqrt{D} \log Y$ total solutions up to Y , and switching to logarithmic heights, we get that the number of points of height less than H on the D twists of E is $\approx H\sqrt{D}$. We then note (under GRH) that E_d has regulator at most size $|d|^{1/2+\epsilon}$; if E_d is of rank 3, since a random 3-dimensional lattice of this covolume should have a vector whose length is of size $(|d|^{1/2+\epsilon})^{1/3}$, we then expect a point of height less than $|d|^{1/6+\epsilon}$ on E_d . From the above, we expect no more than about $X^{1/2+1/6+\epsilon}$ such twists up to X . The prediction of $\approx H\sqrt{D}$ such (d, u, v, w) -tuples can be proved via a sieve argument for small H , but is more dubious for large H . Indeed, with just one twist of rank r with generator of maximal height h , we get $(H/h)^{r/2}$ points of height less than H ; with $r = 3$ and $H \rightarrow \infty$ we outdo the linear growth predicted by the model. However, we only need H to be a small power of D , and it is unclear how far the heuristic can be pushed. Note that the obvious generalisation of this heuristic predicts an upper bound of $X^{1/2+1/2r+\epsilon}$ for the number of rank r twists.

1.4 Data

We now give tables and graphs that concern the above heuristics and conjectures. In our first graph (Figure 1.1), we plot the L' values for odd twists of $X_0(11)$ with $|d| < 10^6$. We are most concerned with the behaviour as $L' \rightarrow 0$, so we zoom in on this point; there are about 300000 total curves, of which 760 have $L' = 0$.

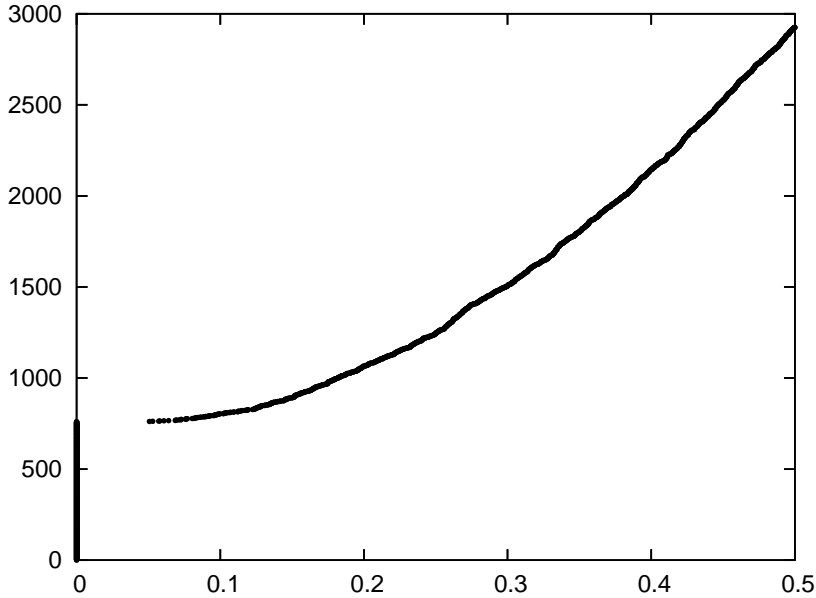


Fig. 1.1. Cumulative L' -distribution for odd twists of $X_0(11)$ for $|d| < 10^6$.

Looking at this graph, it looks as though there is an abrupt cut-off. We find that the smallest nonzero value of $L'(E_d, 1)$ is about 0.051 for $d = 477121$. However, it should be noted that it might be superior to look at the distribution of $L'(E_d, 1)/(\log |d|)$, due to the fact that the average value of $L'(E_d, 1)$ is proportional to $\log |d|$ (see [BFH, I, MM]). This changes the picture quantitatively (see Figure 1.2), as the gap size becomes comparable to that of the L -distribution at the top of the graph.⁶

We compare the situation between even and odd twists. For $|d| < 10^6$ there are about 30 times more even twists with $L(E_d, 1) = 0$ than odd twists with $L'(E_d, 1) = 0$; however this factor of 30 is dependent on

⁶ It can be noted that $\log |d|$ is about size $|d|^{1/6}$ for our d , and thus it becomes difficult to distinguish in our data between a logarithm and a power of d .

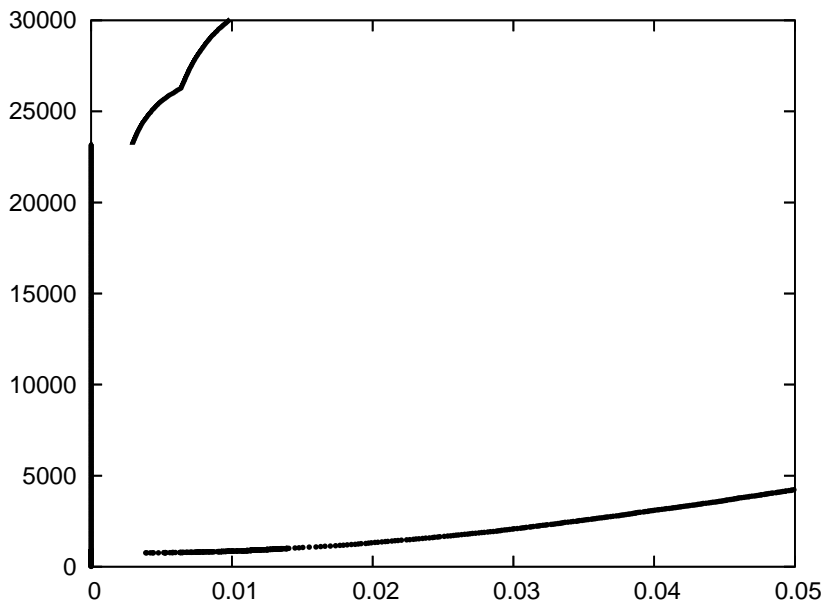


Fig. 1.2. Cumulative distributions for L (top) and normalised L' for $|d| < 10^6$.

our cutoff of 10^6 , and as we note below, it is not clear what happens asymptotically. If we restricted our range of d to a shorter interval, say $9 \cdot 10^5 < |d| < 10^6$, then the upper graph of L -values would be close to steplike, since the size of d is the only continuous variable in the BSD formula. However, the lower graph would still be rather smooth, since in the rank 1 case the regulator cannot be modelled as a discrete variable.

Letting $S_0^-(X)$ be the subset of $S^-(X)$ with $L'(E_d, 1) = 0$, if we believe that $\#S_0^-(X) \sim cX^A(\log X)^B$ we can try to fit the data to get the exponent A . For $X_0(11)$ there are 760 odd twists with $L' = 0$ with $|d| < 10^6$. The best-fit exponent for the data is $A = 0.86$, though if we just look at the last 380 curves, we get $A = 0.82$. The computations of Elkies⁷ [E] for $X_0(32)$ go up to 10^7 , and give $A = 0.84$ overall and $A = 0.80$ for the last half of the data; of course, we are ignoring log-factors, so $A = 0.75$ is quite reasonable. For $X_0(14)$ we get $A = 0.94$ and for $X_0(15)$ we get $A = 0.95$. These might seem large, but Elkies has $A = 0.93$ at 10^6 before it drops significantly as indicated above. Also, since $X_0(14)$, $X_0(15)$, and $X_0(32)$ all have nontrivial 2-torsion while $X_0(11)$ does not, we might expect the exponent of the logarithm to be

⁷ He divides even fundamental discriminants by 4, and so has different curve counts.

larger for them, which could lead to a larger observed value of A across the range of our dataset. For comparison with the even twist case, the dataset of Rubinstein [R] for the number of rank 2 imaginary quadratic twists of $X_0(11)$ has best-fit exponents of about 0.89, 0.86, 0.84 up to $10^6, 10^7, 10^8$, while we expect the exponent to be 0.75.

To get a dataset of twists with points of small height, we looked at the d th twist of $y^2 = x^3 - 1$ for $d = t^3 - 1$; the curve $dy^2 = x^3 - 1$ will have the point $(t, 1)$ whose height is of size of $\log d$. As mentioned above, if (1.3) holds, we would expect such curves to have large values of $\#\text{III}_d$. Though we get some large examples like $t = 624$ and $d = 242970623$ for which $\#\text{III}_d = 47^2$, this idea does not always work so well. For instance, with $t = 810$ and $d = 531440999$ we have $\#\text{III}_d = 1$, where here we have $L'(E_d, 1) \approx 0.0315$; similarly $t = 902$ and $d = 733870807$ has $\#\text{III}_d = 1$, though in this case $L'(E_d, 1) \approx 0.0546$ is not quite so small. Note also that the results of Delaunay and Duquesne [DD] for curves connected to the simplest cubic fields show $\#\text{III} = 1$ to occur quite often.

More extensive experiments using techniques similar to those of Elkies are planned — indeed, it would be nice to have data for the odd twists comparable to that which [CKRS2] has for even twists. Up to this point, our experiments for odd twists have simply computed the value of L' for every twist up to X and so takes X^2 total time, while the method of Elkies takes $X^{3/2}$ time, as does⁸ the computation of [CKRS2].

1.4.1 Quadratic twists in arithmetic progressions

We can note that the computations of Elkies [E] already give indirect evidence that (1.2) is probably correct. While Elkies notes a strange discrepancy in the counts E_d with rank 3 for d modulo 16, in fact, as explained in the last section of [CKRS], we expect such discrepancies for all (prime) moduli p whose Frobenius trace a_p is nonzero. In particular, of the d with $E_d \in S_0^-(X)$ we expect that the number of nonzero quadratic residues mod p is not the same as the number of quadratic nonresidues. The derivation in [CKRS] gives a ratio of $(\frac{p+1+a_p}{p+1-a_p})^k$ where the exponent $k = -1/2$ is taken to be the rightmost pole of the distribution function; in the rank 1 case, the corresponding calculation of [Sn1] implies that we should take $k = -3/2$. This is a reasonably testable prediction, given that the dataset of Elkies has 8740 curves. In Table 1.1 we

⁸ With convolution techniques this can be reduced to essentially linear time, which is one reason why we seek to improve on [E] via p -adic computations and Θ -series.

give the results for some primes that are 1 mod 4; since $a_p = 0$ for other odd primes the ratio should be 1, and indeed it is always quite close. Here the R and N columns count the d for which E_d has rank 3 and d is respectively a nonzero quadratic residue and a quadratic nonresidue mod p , while the E column calculates their experimentally-determined ratio, and C is the conjectured ratio from the above with $k = -3/2$.

Table 1.1. *Effects of residuosity in arithmetic progressions for rank 3 quadratic twists for the congruent number curve (data from Elkies)*

p	R	N	E	C
5	4240	1951	2.17	2.83
13	1827	5580	0.33	0.25
17	3186	4197	0.76	0.72
29	5873	2249	2.61	2.83
37	4451	3820	1.17	1.17
41	2711	5411	0.50	0.48
53	2672	5723	0.47	0.45
61	5239	3245	1.61	1.63
73	4696	3688	1.27	1.28
89	3648	4828	0.76	0.72
97	2958	5526	0.54	0.57
929	4836	3876	1.25	1.16
937	4679	4035	1.16	1.13
941	4807	3922	1.23	1.20
953	4196	4524	0.93	0.92
977	4791	3929	1.22	1.21
997	4019	4712	0.85	0.83

Note that the fit is not as tight for small primes; indeed this also shows up in the even rank case, even when accounting for a secondary term as in [CPRW]. Given our dataset size, the confidence interval width for the experimental value is about 0.1 across most of our data range. If we take all the primes up to 1000 and do a fit for the best k , we get a result of -1.41 , which is reasonably close to our expected value of $-3/2$. This gives us a modicum of confidence that (1.2) is correct; we hope a consideration of the secondary term will give an even better fit.

1.4.2 Beyond twists

To go further, we can look at generic elliptic curves (rather than just twists); for this the database of Stein and Watkins [SW] is useful. Here we might guess some bound like $L'(E, 1) \gg 1/|\Delta|^{\theta/6}$ in analogy with

the prediction (1.3) of $L'(E_d, 1) \gg 1/|d|^\theta$ for quadratic twists.⁹ However, as above, we really have no idea how to generate a good value of θ . The Stein-Watkins database (ECDB) has 11372286 curves of prime conductor less than 10^{10} (we make the choice of prime conductor so as to exclude twists from our data; looking at other curves does not change the result too much), of which 5253162 have analytic rank 1. The minimal L' -value for these curves is about 0.193 for the curve¹⁰ $[0, 0, 1, -76931443, -259719125220]$ of conductor 8519438341. We get¹¹ 423944 curves of analytic rank 3, and 1296 of analytic rank 5. In Figure 1.3 we again see fewer curves with small normalised L' -value with the normalised gap for L' about as big as that for L .

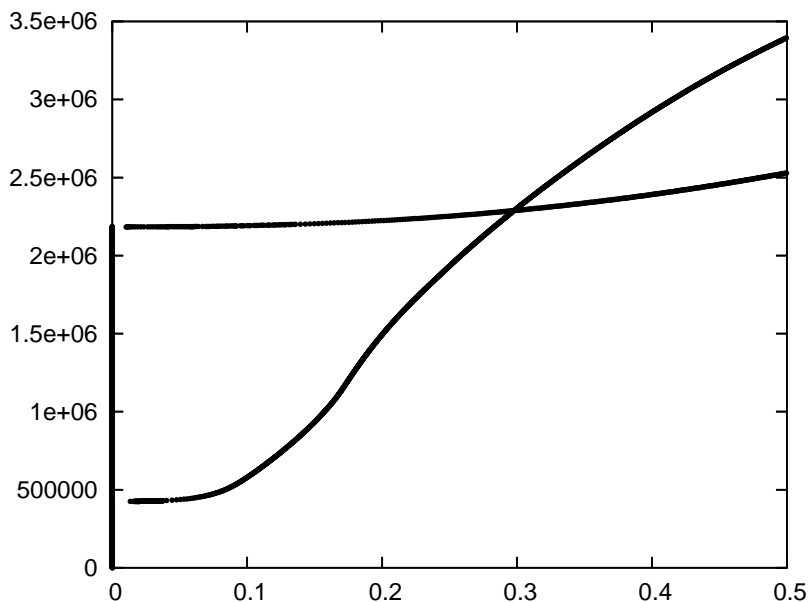


Fig. 1.3. Cumulative distributions for L and normalised- L' for ECDB curves. The plot going from the lower-left to the upper-right is that for L' .

⁹ This analogy comes from the fact that the discriminant grows like d^6 in quadratic families, and our impression is that the discriminant is better than the conductor as a measure of the likelihood that the L -derivative vanishes. Actually we might suspect the real period to be the most significant datum in general, but it should be approximately $|\Delta|^{1/12}$ up to log-factors. In any case, considering the conductor is more difficult, even with the ABC conjecture.

¹⁰ Here and below a curve $y^2 + a_1xy + a_3y = x^3 + a_2x^2 + a_4x + a_6$ is denoted by $[a_1, a_2, a_3, a_4, a_6]$.

¹¹ The usual caveats about not being able to prove that a curve actually has analytic rank r when $r \geq 4$ apply here.

It was noted to us by N. D. Elkies that the small values of L' correspond to curves with large cancellation between c_4^3 and c_6^2 . See Table 1.2 for the smallest values of L' in the database. For the even rank case, the smallest 85 L' -values all come from Neumann-Setzer [N, Se] curves (with conductor of the form $u^2 + 64$), with the next smallest coming from $[1, 1, 1, -2413424773, -45636080008772]$ of conductor 6375846313; these thus similarly exhibit large cancellation between c_4^3 and c_6^2 . Indeed, many of the curves come from families similar to those investigated by Delaunay and Duquesne [DD].

Table 1.2. *Small L' -values for prime conductor curves in the ECDB*

L'	conductor	equation
0.193	8519438341	$[0, 0, 1, -76931443, -259719125220]$
0.217	8072290789	$[0, -1, 1, -168735150, 843694875000]$
0.218	7807742161	$[1, 0, 0, -162115427, 794469530026]$
0.219	7598316169	$[1, -1, 1, -157763487, 762746660718]$
0.219	972431659	$[1, -1, 0, -42359524, -106103907983]$
0.220	7344220789	$[1, -1, 1, -153528564, 732242039802]$
0.225	6436262197	$[1, -1, 1, -133616676, 594515948970]$
0.226	6347138731	$[0, 1, 1, -131764782, 582122479302]$
0.226	2829273949	$[1, -1, 1, -119862711, -505066414494]$
0.229	5907969559	$[1, -1, 1, -122639979, 522783273972]$

Following a suggestion of A. Venkatesh, we can consider whether all the small L' values (possibly including $L' = 0$) essentially come from a small number of parametrised families. We can make a heuristical argument against the analogous claim that all rank 2 curves should come from parametrised families. A heuristic of Watkins [W] gives that there should be at least $X^{19/24-\epsilon}$ curves of analytic rank 2 with conductor less than X , whereas we expect¹² there only to be about $X^{2/3+\epsilon}$ curves with two small generators.

We can go to curves of larger rank and look at the distribution of $L''(E, 1)/2!$ and $L'''(E, 1)/3!$ for curves of (analytic) rank 2 and 3 in the database. If we ignore various examples of small conductor, the smallest value of $L''(E, 1)/2!$ for a curve of larger conductor is about 1.554 for the curve $[0, 0, 1, -2664919573, -52951013063110]$ of conductor 6264757621, where again we see the large cancellation between c_4^3 and c_6^2 . For rank 3 the smallest value of $L'''(E, 1)/3!$ for curves of larger

¹² This type of heuristic appears (though not explicitly) in the work of Elkies and Watkins [EW]. They only consider small generators that are integral, but by passing to rationality we only lose logarithmic factors.

conductor is about 8.089 for the curve $[0, 0, 1, -7990342, 8693530176]$ whose conductor is 1531408357. Though there is large cancellation between c_4^3 and c_6^2 here, it is not as noticeable as in the cases above; however, the large cancellation appears again for the next-best curve $[0, 0, 1, -217363231, 1233466148550]$ of conductor 6352778197 for which we have $L'''(E, 1)/3! \approx 8.24$. As noted above, it is better to divide the $L^{(r)}$ -values through by the expected average value, which is proportional to $(\log N)^r$, before making these comparisons; upon doing this, the listed curves of conductor 6264757621 and conductor 6352778197 have the smallest respective values.

1.5 Conclusion

Via the use of random matrix theory, we have given a link (as in the case of rank 2 quadratic twists) between the distribution of L' -values and the number of rank 3 quadratic twists, but are unable to gain much insight into solving the discretisation problem. Although we might expect a smooth distribution function for $L'(E_d, 1)$ (especially as it is an analytic and not an arithmetic object), there is some evidence of a rather abrupt cutoff in the distribution. This has led some of the authors of this paper to conjecture (1.3) in a universal form, while others remain more skeptical.¹³ We have also discussed various methods for modelling the number of rank 3 quadratic twists of a given elliptic curve. However, currently we do not have enough data to feel confident in eliminating any of the suggestions.

1.6 Acknowledgments

This work was largely done during the programme “Random Matrix Theory and Number Theory” at the Isaac Newton Institute (INI), whose hospitality we enjoyed. The first and second authors were partially supported by a Focused Research Grant from the National Science Foundation (USA), the second author by a Natural Sciences and Engineering Research Council grant (Canada), the third author by a Dorothy Hodgkin Fellowship from the Royal Society and Engineering and Physical Sciences Research Council (EPSRC/UK) grants GR/T00825/01 and GR/T00832/01, and the fourth author by an INI Fellowship (EPSRC grant GR/N09176/01) and EPSRC grant GR/T00658/01.

¹³ It may be noted that (1.3) has been referred to as the “Saturday Night Conjecture” due its formulation on a Saturday night at the Isaac Newton Institute.

Bibliography

- [BSD] B. J. Birch, H. P. F. Swinnerton-Dyer, *Notes on elliptic curves. I. II.* J. reine angew. Math. **212** (1963), 7–25, **218** (1965), 79–108.
- [BFH] D. Bump, S. Friedberg, J. Hoffstein, *Nonvanishing theorems for L -functions of modular forms and their derivatives.* Invent. Math. **102** (1990), no. 3, 543–618.
- [CKRS] J. B. Conrey, J. P. Keating, M. O. Rubinstein, N. C. Snaith, *On the frequency of vanishing of quadratic twists of modular L -functions.* In *Number theory for the millennium, I* (Urbana, IL, 2000), edited by M. A. Bennett, B. C. Berndt, N. Boston, H. G. Diamond, A. J. Hildebrand and W. Philipp, A K Peters, Natick, MA (2002), 301–315. Available online at arxiv.org/math.NT/0012043
- [CKRS2] J. B. Conrey, J. P. Keating, M. O. Rubinstein, N. C. Snaith, *Random Matrix Theory and the Fourier Coefficients of Half-Integral Weight Forms.* Available online at arxiv.org/math.NT/0412083
- [CPRW] J. B. Conrey, A. Pokharel, M. O. Rubinstein, M. Watkins, *Secondary terms in the number of vanishings of quadratic twists of elliptic curve L -functions.* To appear in the Proceedings of the INI Workshop on Random Matrix Theory and Elliptic Curves. Available online at arxiv.org/math.NT/0509059
- [D] C. Delaunay, *Heuristics on Tate-Shafarevitch Groups of Elliptic Curves Defined over \mathbf{Q} .* Experiment. Math. **10** (2001), no. 2, 191–196.
- [DD] C. Delaunay, S. Duquesne, *Numerical investigations related to the derivatives of the L -series of certain elliptic curves.* Experiment. Math. **12** (2003), no. 3, 311–317.
- [E] N. D. Elkies, *Heegner point computations.* In *Algorithmic Number Theory*, Proceedings of the First International Symposium (ANTS-I) held at Cornell University, Ithaca, New York, May 6–9, 1994. Edited by L. M. Adleman and M.-D. Huang. Lecture Notes in Computer Science, **877**. Springer-Verlag, Berlin (1994), 122–133.
- N. D. Elkies, *Curves $Dy^2 = x^3 - x$ of odd analytic rank.* In *Algorithmic number theory*, Proceedings of the 5th International Symposium (ANTS-V) held at the University of Sydney, Sydney, July 7–12, 2002. Edited by C. Fieker and D. R. Kohel. Lecture Notes in Computer Science, **2369**. Springer-Verlag, Berlin (2002), 244–251. Available online at arxiv.org/math.NT/0208056
- [EW] N. D. Elkies, M. Watkins, *Elliptic curves of large rank and small conductor.* In *Algorithmic number theory*, Proceedings of the 6th International Symposium (ANTS-VI) held at the University of Vermont, Burlington, VT, June 13–18, 2004. Edited by D. Buell. Lecture Notes in Computer Science, **3076**. Springer-Verlag, Berlin (2004), 42–56. Available online at arxiv.org/math.NT/0403374
- [GZ] B. H. Gross, D. B. Zagier, *Heegner points and derivatives of L -series.* Invent. Math. **84** (1986), no. 2, 225–320.
- [I] H. Iwaniec, *On the order of vanishing of modular L -functions at the critical point.* Sémin. Théor. Nombres Bordeaux (2) **2** (1990), no. 2, 365–376.

- [L] S. Lang, *Number theory. III. Diophantine geometry*. Encyclopaedia of Mathematical Sciences, **60**. Springer-Verlag, Berlin, 1991. xiv+296 pp.
- [M1] S. J. Miller, *One- and two-level densities for rational families of elliptic curves: evidence for the underlying group symmetries*. Compos. Math. **140** (2004), no. 4, 952–992. Preprint version: arxiv.org/math.NT/0310159
- [M2] S. J. Miller, *Investigations of Zeros Near the Central Point of Elliptic Curve L-functions*. Preprint, arxiv.org/math.NT/0508150
- [MM] M. R. Murty, V. K. Murty, *Mean values of derivatives of modular L-series*. Ann. of Math. (2) **133** (1991), no. 3, 447–475.
- [N] O. Neumann, *Elliptische Kurven mit vorgeschriebenem Reduktionsverhalten. I, II*. (German) [Elliptic curves with prescribed reduction behaviour]. Math. Nachr. **49** (1971), 107–123, **56** (1973), 269–280.
- [RS] K. Rubin, A. Silverberg, *Ranks of elliptic curves*. Bull. Amer. Math. Soc. (N.S.) **39** (2002), no. 4, 455–474 (electronic), available online from www.ams.org/bull/2002-39-04/S0273-0979-02-00952-7/home.html
- [R] M. O. Rubinstein, *Online data*. Currently available from www.math.uwaterloo.ca/~mrubinst
- [Se] B. Setzer, *Elliptic Curves of prime conductor*. J. London Math. Soc. (2), **10** (1975), 367–378.
- [Si] J. H. Silverman, *Lower bounds for height functions*. Duke Math. J. **51** (1984), no. 2, 395–403.
- [Sn1] N. C. Snaith, *Derivatives of random matrix characteristic polynomials with applications to elliptic curves*. Preprint, arxiv.org/math.NT/0508256
- [Sn2] N. C. Snaith, *The derivative of $SO(2N+1)$ characteristic polynomials and rank 3 elliptic curves*. To appear in the Proceedings of the INI Workshop on Random Matrix Theory and Elliptic Curves.
- [SW] W. A. Stein, M. Watkins, *A Database of Elliptic Curves—First Report*. In *Algorithmic number theory*, Proceedings of the 5th International Symposium (ANTS-V) held at the University of Sydney, Sydney, July 7–12, 2002. Edited by C. Fieker and D. R. Kohel. Lecture Notes in Computer Science, **2369**. Springer-Verlag, Berlin (2002), 267–275.
- [W] M. Watkins, *Some heuristics about elliptic curves*. Draft, available from www.maths.bris.ac.uk/~mamjw/heur.ps
- [Y] M. P. Young, *Low-lying zeros of families of elliptic curves*. Preprint. arxiv.org/math.NT/0406330