

ATLANTA-SANDY SPRINGS-ROSWELL METROPOLITAN AREA



ATLANTA-SANDY SPRINGS-ROSWELL METROPOLITAN AREA

3% OF ALL U.S. VETERANS LIVE IN GEORGIA

49% OF VETERANS IN GEORGIA LIVE IN THE **ATLANTA METRO AREA**



250,000+ SERVICE MEMBERS (ACTIVE DUTY, GUARD, AND RESERVES) TRANSITION FROM THE MILITARY EACH YEAR ¹

UPON MILITARY SEPARATION, MORE THAN HALF **PURSUED A DIFFERENT CAREER** THAN THEIR MILITARY SPECIALTY ²

38,000+ SERVICE MEMBERS ARE ESTIMATED TO SEPARATE TO GEORGIA AREA IN THE NEXT **FIVE YEARS** ³



Main Data Source: 2013-2017 American Community Survey 5-Year Estimates; population 18 and over
¹U.S. Department of Defense, data reported from the 2016-2017 Demographic Profile of the Military Community.
²Zoli, C., Maury, R., Fay D. (2015). Missing Perspectives: Servicemembers' Transition from Service to Civilian Life — Data-Driven Research to Enact the Promise of the Post-9/11 GI Bill. Syracuse NY: Institute for Veterans & Military Families at Syracuse University.
³U.S. Department of Veterans Affairs. (2007) Veteran Population Projections Model (VetPop 2007), Table 2S. Office of the Actuary

VETERANS IN ATLANTA METRO AREA

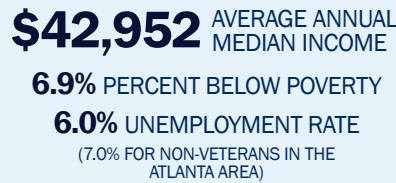
POPULATION



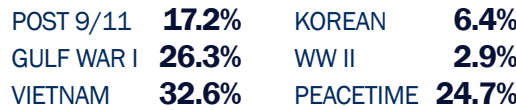
AGE



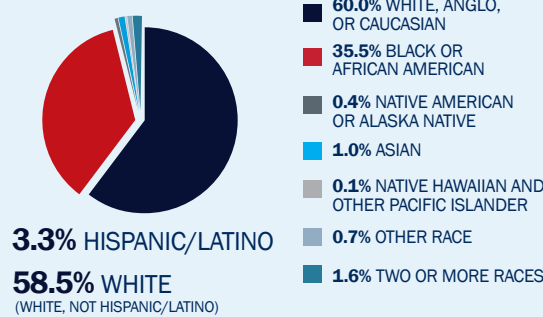
ECONOMIC STATUS



ERA OF SERVICE



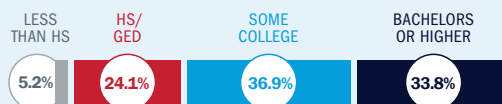
RACE



DISABILITY

24.6% OF VETERANS IN THE ATLANTA METRO AREA HAVE A SERVICE-CONNECTED DISABILITY

EDUCATION LEVEL



VETERANS IN THE U.S.

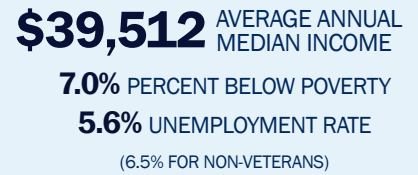
POPULATION



AGE



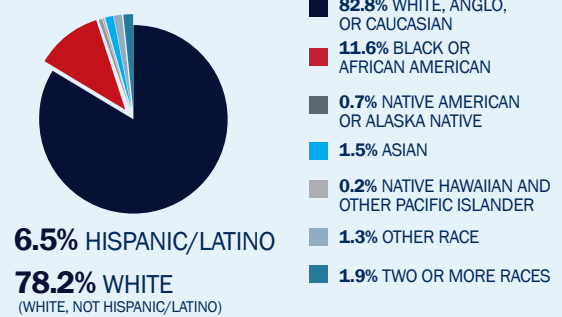
ECONOMIC STATUS



ERA OF SERVICE



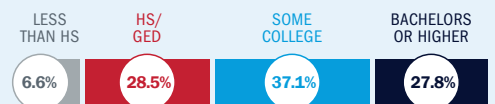
RACE



DISABILITY

28.8% OF VETERANS HAVE A SERVICE-CONNECTED DISABILITY

EDUCATION LEVEL



ATLANTA-SANDY SPRINGS-ROSWELL METROPOLITAN AREA

CHECK YOUR AREA FOR THESE RESOURCES



VETERAN ENTREPRENEUR RESOURCES IN ATLANTA METROPOLITAN AREA

SBA RESOURCE PARTNERS

- Small Business Administration (SBA)
Georgia District Office
- Veteran Business Outreach Center (VBOC)
- Small Business Development Center (SBDC)
- SCORE Atlanta
- Women's Business Center (WBCD)
- Minority Business Development Agency
- Chamber of Commerce (Atlanta, Cobb and Georgia Chamber of Commerce)

PROCUREMENT

- Procurement Technical Assistance Centers (PTAC)
- Coalition for Veteran Owned Business (CVOB)
- Veteran Institute for Procurement (VIP)

INFORMATION HUBS

- Center of Excellence (CoE) for Veteran Entrepreneurship
- VetNet

EDUCATION AND TRAINING PROGRAMS FOR VETERAN ENTREPRENEURS

- Local Business Incubators
- State Incubators (Georgia Business Incubator Association)
- University Academic Programs (Georgia State University, The University of Georgia)
- Entrepreneurship Meetup Groups
- IVMF's ARSENAL (EBV, EBV-F, V-WISE, IGNITE, B2B)
- Community Development Corporation
- Bunker Labs in Atlanta
- 1 Million Cups Atlanta

VETERAN AFFAIRS & VSO's

- Georgia Department of Veterans Services
- Veterans Employment Center, Office of Small and Disadvantaged Business Utilization, Veterans Opportunity to Work, Vocational Rehab & Employment
- WVP, DAV, VFW, PVA, IAVA, SVA, American Legion

For more information, visit:
VeteranEntrepreneurship.org

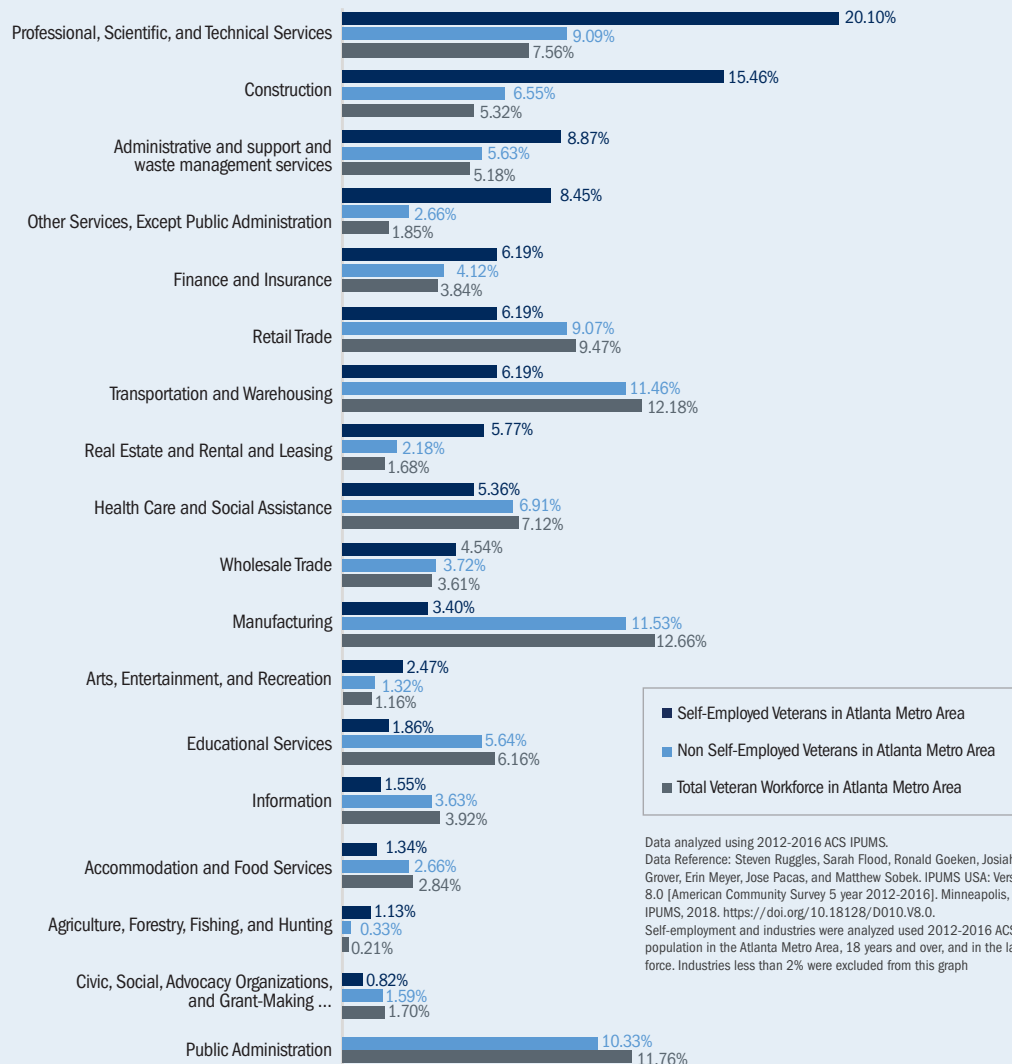
VETERAN ENTREPRENEURS IN ATLANTA METRO AREA

Self-Employment Trends

- ▶ **12%** of veterans in the Atlanta-Sandy Springs-Roswell Metro Area are self-employed
- ▶ Atlanta-Sandy Springs-Roswell metro area has exhibited a positive increase in self-employment for veterans
- ▶ Self-employed veterans in the Atlanta-Sandy Springs-Roswell metro area are predominately in the Professional, Scientific, and Technical Services (**20%**), Construction (**15%**), Administrative and Support and Waste Management (**9%**), and Other Services (**8%**) industries

Demographic Trends

- ▶ Older veterans are more likely than younger veterans to be self-employed
- ▶ Female veterans are less likely than their nonveteran counterparts to be self-employed, however the trend is increasing (↑ 0.32% per year over the 2008 to 2016 timeframe)
- ▶ African American veterans are more likely than their nonveteran counterparts to be self-employed



Data analyzed using 2012-2016 ACS IPUMS.
Data Reference: Steven Ruggles, Sarah Flood, Ronald Goeken, Josiah Grover, Erin Meyer, Jose Pacas, and Matthew Sobek. IPUMS USA: Version 8.0 [American Community Survey 5 year 2012-2016]. Minneapolis, MN: IPUMS, 2018. <https://doi.org/10.18128/D010.V8.0>.
Self-employment and industries were analyzed used 2012-2016 ACS for population in the Atlanta Metro Area, 18 years and over, and in the labor force. Industries less than 2% were excluded from this graph