

10-7-2010

# Measurement of $\sigma(pp \rightarrow b \text{ anti-}b X)$ at $\sqrt{s}=7$ TeV in the Forward Region

Raymond Mountain

*Syracuse University*, [rjmounta@syr.edu](mailto:rjmounta@syr.edu)

Marina Artuso

*Syracuse University*, [artuso@physics.syr.edu](mailto:artuso@physics.syr.edu)

S. Blusk

*Syracuse University*

Alessandra Borgia

*Syracuse University*, [aborgia@syr.edu](mailto:aborgia@syr.edu)

Follow this and additional works at: <http://surface.syr.edu/phy>



Part of the [Physics Commons](#)

## Repository Citation

Mountain, Raymond; Artuso, Marina; Blusk, S.; and Borgia, Alessandra, "Measurement of  $\sigma(pp \rightarrow b \text{ anti-}b X)$  at  $\sqrt{s}=7$  TeV in the Forward Region" (2010). *Physics*. Paper 386.

<http://surface.syr.edu/phy/386>

This Article is brought to you for free and open access by the College of Arts and Sciences at SURFACE. It has been accepted for inclusion in Physics by an authorized administrator of SURFACE. For more information, please contact [surface@syr.edu](mailto:surface@syr.edu).



# Measurement of $\sigma(pp \rightarrow b\bar{b}X)$ at $\sqrt{s} = 7$ TeV in the forward region

The LHCb Collaboration <sup>1</sup>

## Abstract

Decays of  $b$  hadrons into final states containing a  $D^0$  meson and a muon are used to measure the  $b\bar{b}$  production cross-section in proton-proton collisions at a centre-of-mass energy of 7 TeV at the LHC. In the pseudorapidity interval  $2 < \eta < 6$  and integrated over all transverse momenta we find that the average cross-section to produce  $b$ -flavoured or  $\bar{b}$ -flavoured hadrons is  $(75.3 \pm 5.4 \pm 13.0) \mu\text{b}$ .

*Keywords:* LHC,  $b$ -hadron, cross-section, bottom production

*PACS:* 14.65.Fy, 13.10.He, 13.75Cs, 13.85-t

---

<sup>1</sup>Authors are listed on the following pages.

## The LHCb Collaboration

R. Aaij<sup>23</sup>, C. Abellan Beteta<sup>35,m</sup>, B. Adeva<sup>36</sup>, M. Adinolfi<sup>42</sup>, C. Adrover<sup>6</sup>, A. Affolder<sup>48</sup>, M. Agari<sup>10</sup>, Z. Ajaltouni<sup>5</sup>, J. Albrecht<sup>37</sup>, F. Alessio<sup>6,37</sup>, M. Alexander<sup>47</sup>, M. Alfonsi<sup>18</sup>, P. Alvarez Cartelle<sup>36</sup>, A.A. Alves Jr<sup>22</sup>, S. Amato<sup>2</sup>, Y. Amhis<sup>38</sup>, J. Amoraal<sup>23</sup>, J. Anderson<sup>39</sup>, R. Antunes Nobrega<sup>22,k</sup>, R. Appleby<sup>50</sup>, O. Aquines Gutierrez<sup>10</sup>, A. Arefyev<sup>30</sup>, L. Arrabito<sup>53</sup>, M. Artuso<sup>52</sup>, E. Aslanides<sup>6</sup>, G. Auriemma<sup>22,l</sup>, S. Bachmann<sup>11</sup>, Y. Bagaturia<sup>11</sup>, D.S. Bailey<sup>50</sup>, V. Balagura<sup>30,37</sup>, W. Baldini<sup>16</sup>, G. Barber<sup>49</sup>, C. Barham<sup>43</sup>, R.J. Barlow<sup>50</sup>, S. Barsuk<sup>7</sup>, S. Basiladze<sup>31</sup>, A. Bates<sup>47</sup>, C. Bauer<sup>10</sup>, Th. Bauer<sup>23</sup>, A. Bay<sup>38</sup>, I. Bediaga<sup>1</sup>, T. Bellunato<sup>20,i</sup>, K. Belous<sup>34</sup>, I. Belyaev<sup>23,30</sup>, M. Benayoun<sup>8</sup>, G. Bencivenni<sup>18</sup>, R. Bernet<sup>39</sup>, R.P. Bernhard<sup>39</sup>, M.-O. Bettler<sup>17,37</sup>, M. van Beuzekom<sup>23</sup>, J.H. Bibby<sup>51</sup>, S. Bifani<sup>12</sup>, A. Bizzeti<sup>17,g</sup>, P.M. Bjørnstad<sup>50</sup>, T. Blake<sup>49</sup>, F. Blanc<sup>38</sup>, C. Blanks<sup>49</sup>, J. Blouw<sup>11</sup>, S. Blusk<sup>52</sup>, A. Bobrov<sup>33</sup>, V. Bocci<sup>22</sup>, B. Bochijn<sup>29</sup>, E. Bonaccorsi<sup>37</sup>, A. Bondar<sup>33</sup>, N. Bondar<sup>29,37</sup>, W. Bonivento<sup>15</sup>, S. Borghi<sup>47</sup>, A. Borgia<sup>52</sup>, E. Bos<sup>23</sup>, T.J.V. Bowcock<sup>48</sup>, C. Bozzi<sup>16</sup>, T. Brambach<sup>9</sup>, J. van den Brand<sup>24</sup>, L. Brarda<sup>37</sup>, J. Bressieux<sup>38</sup>, S. Brisbane<sup>51</sup>, M. Britsch<sup>10</sup>, N.H. Brook<sup>42</sup>, H. Brown<sup>48</sup>, S. Brusa<sup>16</sup>, A. Büchler-Germann<sup>39</sup>, A. Bursche<sup>39</sup>, J. Buytaert<sup>37</sup>, S. Cadeddu<sup>15</sup>, J.M. Caicedo Carvajal<sup>37</sup>, O. Callot<sup>7</sup>, M. Calvi<sup>20,i</sup>, M. Calvo Gomez<sup>35,m</sup>, A. Camboni<sup>35</sup>, W. Cameron<sup>49</sup>, L. Camilleri<sup>37</sup>, P. Campana<sup>18</sup>, A. Carbone<sup>14</sup>, G. Carboni<sup>21,j</sup>, R. Cardinale<sup>19,h</sup>, A. Cardini<sup>15</sup>, J. Carroll<sup>48</sup>, L. Carson<sup>36</sup>, K. Carvalho Akiba<sup>23</sup>, G. Casse<sup>48</sup>, M. Cattaneo<sup>37</sup>, B. Chadaj<sup>37</sup>, M. Charles<sup>51</sup>, Ph. Charpentier<sup>37</sup>, J. Cheng<sup>3</sup>, N. Chiapolini<sup>39</sup>, A. Chlopik<sup>27</sup>, J. Christiansen<sup>37</sup>, P. Ciambone<sup>18</sup>, X. Cid Vidal<sup>36</sup>, P.J. Clark<sup>46</sup>, P.E.L. Clarke<sup>46</sup>, M. Clemencic<sup>37</sup>, H.V. Cliff<sup>43</sup>, J. Closier<sup>37</sup>, C. Coca<sup>28</sup>, V. Coco<sup>52</sup>, J. Cogan<sup>6</sup>, P. Collins<sup>37</sup>, A. Comerma-Montells<sup>35</sup>, F. Constantin<sup>28</sup>, G. Conti<sup>38</sup>, A. Contu<sup>51</sup>, P. Cooke<sup>48</sup>, M. Coombes<sup>42</sup>, B. Corajod<sup>37</sup>, G. Corti<sup>37</sup>, G.A. Cowan<sup>46</sup>, R. Currie<sup>46</sup>, B. D'Almeida<sup>7</sup>, C. D'Ambrosio<sup>37</sup>, I. D'Antone<sup>14</sup>, W. Da Silva<sup>8</sup>, E. Dane<sup>18</sup>, P. David<sup>8</sup>, I. De Bonis<sup>4</sup>, S. De Capua<sup>21,j</sup>, M. De Cian<sup>39</sup>, F. De Lorenzi<sup>12</sup>, J.M. De Miranda<sup>1</sup>, L. De Paula<sup>2</sup>, P. De Simone<sup>18</sup>, D. Decamp<sup>4</sup>, G. Decreuse<sup>37</sup>, H. Degaudenzi<sup>38,37</sup>, M. Deissenroth<sup>11</sup>, L. Del Buono<sup>8</sup>, C.J. Densham<sup>45</sup>, C. Deplano<sup>15</sup>, O. Deschamps<sup>5</sup>, F. Dettori<sup>15,c</sup>, J. Dickens<sup>43</sup>, H. Dijkstra<sup>37</sup>, M. Dima<sup>28</sup>, S. Donleavy<sup>48</sup>, P. Dornan<sup>49</sup>, D. Dossett<sup>44</sup>, A. Dovbnya<sup>40</sup>, R. Dumps<sup>37</sup>, F. Dupertuis<sup>38</sup>, L. Dwyer<sup>48</sup>, R. Dzhelyadin<sup>34</sup>, C. Eames<sup>49</sup>, S. Easo<sup>45</sup>, U. Egede<sup>49</sup>, V. Egorychev<sup>30</sup>, S. Eidelman<sup>33</sup>, D. van Eijk<sup>23</sup>, F. Eisele<sup>11</sup>, S. Eisenhardt<sup>46</sup>, L. Eklund<sup>47</sup>, D.G. d'Enterria<sup>35,n</sup>, D. Esperante Pereira<sup>36</sup>, L. Estève<sup>43</sup>, E. Fanchini<sup>20,i</sup>, C. Färber<sup>11</sup>, G. Fardell<sup>46</sup>, C. Farinelli<sup>23</sup>, S. Farry<sup>12</sup>, V. Fave<sup>38</sup>, G. Felici<sup>18</sup>, V. Fernandez Albor<sup>36</sup>, M. Ferro-Luzzi<sup>37</sup>, S. Filippov<sup>32</sup>, C. Fitzpatrick<sup>46</sup>, W. Flegel<sup>37</sup>, F. Fontanelli<sup>19,h</sup>, C. Forti<sup>18</sup>, R. Forty<sup>37</sup>, C. Fournier<sup>37</sup>, B. Franek<sup>45</sup>, M. Frank<sup>37</sup>, C. Frei<sup>37</sup>, M. Frosini<sup>17,e</sup>, J.L. Fungueirino Pazos<sup>36</sup>, S. Furcas<sup>20</sup>, A. Gallas Torreira<sup>36</sup>, D. Galli<sup>14,b</sup>, M. Gandelman<sup>2</sup>, P. Gandini<sup>51</sup>, Y. Gao<sup>3</sup>, J-C. Garnier<sup>37</sup>, L. Garrido<sup>35</sup>, D. Gascon<sup>35</sup>, C. Gaspar<sup>37</sup>, A. Gaspar De Valenzuela Cue<sup>35,m</sup>, J. Gassner<sup>39</sup>, N. Gauvin<sup>38</sup>, P. Gavillet<sup>37</sup>, M. Gersabeck<sup>37</sup>, T. Gershon<sup>44</sup>, Ph. Ghez<sup>4</sup>, V. Gibson<sup>43</sup>, V.V. Gligorov<sup>37</sup>, C. Göbel<sup>54</sup>, D. Golubkov<sup>30</sup>, A. Golutvin<sup>49,30,37</sup>, A. Gomes<sup>1</sup>, G. Gong<sup>3</sup>, H. Gong<sup>3</sup>, H. Gordon<sup>51</sup>, M. Grabalosa Gándara<sup>35</sup>, V. Gracco<sup>19,h</sup>, R. Graciani Diaz<sup>35</sup>, L.A. Granado Cardoso<sup>37</sup>, E. Graugés<sup>35</sup>, G. Graziani<sup>17</sup>, A. Grecu<sup>28</sup>, S. Gregson<sup>43</sup>, G. Guerrer<sup>1</sup>, B. Gui<sup>52</sup>, E. Gushchin<sup>32</sup>, Yu. Guz<sup>34,37</sup>, Z. Guzik<sup>27</sup>, T. Gys<sup>37</sup>, G. Haefeli<sup>38</sup>, S.C. Haines<sup>43</sup>, T. Hampson<sup>42</sup>, S. Hansmann-Menzemer<sup>11</sup>, R. Harji<sup>49</sup>, N. Harnew<sup>51</sup>, P.F. Harrison<sup>44</sup>, J. He<sup>7</sup>, K. Hennessy<sup>48</sup>, P. Henrard<sup>5</sup>, J.A. Hernando Morata<sup>36</sup>, E. van Herwijnen<sup>37</sup>, A. Hicheur<sup>38</sup>, E. Hicks<sup>48</sup>, H.J. Hilke<sup>37</sup>, W. Hofmann<sup>10</sup>, K. Holubyev<sup>11</sup>, P. Hopchev<sup>4</sup>, W. Hulsbergen<sup>23</sup>, P. Hunt<sup>51</sup>, T. Huse<sup>48</sup>, R.S. Huston<sup>12</sup>, D. Hutchcroft<sup>48</sup>, F. Iacoangeli<sup>22</sup>, V. Iakovenko<sup>7,41</sup>, C. Iglesias Escudero<sup>36</sup>, C. Ilgner<sup>9</sup>, P. Ilten<sup>12</sup>, J. Imong<sup>42</sup>, R. Jacobsson<sup>37</sup>, M. Jahjah Hussein<sup>5</sup>, O. Jamet<sup>37</sup>, E. Jans<sup>23</sup>, F. Jansen<sup>23</sup>, P. Jaton<sup>38</sup>, B. Jean-Marie<sup>7</sup>, M. John<sup>51</sup>, D. Johnson<sup>51</sup>, C.R. Jones<sup>43</sup>, B. Jost<sup>37</sup>, F. Kapusta<sup>8</sup>, T.M. Karbach<sup>9</sup>, A. Kashchuk<sup>29</sup>, S. Katvars<sup>43</sup>, J. Keaveney<sup>12</sup>, U. Kerzel<sup>43</sup>, T. Ketel<sup>24</sup>, A. Keune<sup>38</sup>, S. Khalil<sup>52</sup>, B. Khanji<sup>6</sup>, Y.M. Kim<sup>46</sup>, M. Knecht<sup>38</sup>, S. Koblitiz<sup>37</sup>, A. Konoplyannikov<sup>30</sup>, P. Koppenburg<sup>23</sup>, M. Korolev<sup>31</sup>, A. Kozlinskiy<sup>23</sup>, L. Kravchuk<sup>32</sup>, R. Kristic<sup>37</sup>, G. Krocker<sup>11</sup>, P. Krokovny<sup>11</sup>, F. Kruse<sup>9</sup>,

K. Kruzelecki<sup>37</sup>, M. Kucharczyk<sup>25</sup>, I. Kudryashov<sup>31</sup>, S. Kukulak<sup>25</sup>, R. Kumar<sup>14,37</sup>,  
 T. Kvaratskheliya<sup>30</sup>, V.N. La Thi<sup>38</sup>, D. Lacarrere<sup>37</sup>, G. Lafferty<sup>50</sup>, A. Lai<sup>15</sup>, R.W. Lambert<sup>37</sup>,  
 G. Lanfranchi<sup>18</sup>, C. Langenbruch<sup>11</sup>, T. Latham<sup>44</sup>, R. Le Gac<sup>6</sup>, J.-P. Lees<sup>4</sup>, R. Lefèvre<sup>5</sup>,  
 A. Leflat<sup>31,37</sup>, J. Lefrançois<sup>7</sup>, F. Lehner<sup>39</sup>, M. Lenzi<sup>17</sup>, O. Leroy<sup>6</sup>, T. Lesiak<sup>25</sup>, L. Li<sup>3</sup>, Y.Y. Li<sup>43</sup>,  
 L. Li Gioi<sup>5</sup>, J. Libby<sup>51</sup>, M. Lieng<sup>9</sup>, R. Lindner<sup>37</sup>, S. Lindsay<sup>48</sup>, C. Linn<sup>11</sup>, B. Liu<sup>3</sup>, G. Liu<sup>37</sup>,  
 S. Löchner<sup>10</sup>, J.H. Lopes<sup>2</sup>, E. Lopez Asamar<sup>35</sup>, N. Lopez-March<sup>38</sup>, P. Loveridge<sup>45</sup>, J. Luisier<sup>38</sup>,  
 B. M'charek<sup>24</sup>, F. Machefert<sup>7</sup>, I.V. Machikhiliyan<sup>4,30</sup>, F. Maciuc<sup>10</sup>, O. Maev<sup>29</sup>, J. Magnin<sup>1</sup>,  
 A. Maier<sup>37</sup>, S. Malde<sup>51</sup>, R.M.D. Mamunur<sup>37</sup>, G. Manca<sup>15,c,37</sup>, G. Mancinelli<sup>6</sup>, N. Mangiafave<sup>43</sup>,  
 U. Marconi<sup>14</sup>, R. Märki<sup>38</sup>, J. Marks<sup>11</sup>, G. Martellotti<sup>22</sup>, A. Martens<sup>7</sup>, L. Martin<sup>51</sup>,  
 D. Martinez Santos<sup>36</sup>, A. Massafferri<sup>1</sup>, Z. Mathe<sup>12</sup>, C. Matteuzzi<sup>20</sup>, V. Matveev<sup>34</sup>, E. Maurice<sup>6</sup>,  
 B. Maynard<sup>52</sup>, A. Mazurov<sup>32</sup>, G. McGregor<sup>50</sup>, R. McNulty<sup>12</sup>, C. Mclean<sup>14</sup>, M. Merk<sup>23</sup>,  
 J. Merkel<sup>9</sup>, M. Merkin<sup>31</sup>, R. Messi<sup>21,j</sup>, S. Miglioranzi<sup>37</sup>, M.-N. Minard<sup>4</sup>, G. Moine<sup>37</sup>,  
 S. Monteil<sup>5</sup>, D. Moran<sup>12</sup>, J. Morant<sup>37</sup>, P. Morawski<sup>25</sup>, J.V. Morris<sup>45</sup>, J. Moscicki<sup>37</sup>,  
 R. Mountain<sup>52</sup>, I. Mous<sup>23</sup>, F. Muheim<sup>46</sup>, K. Müller<sup>39</sup>, R. Muresan<sup>38</sup>, F. Murtas<sup>18</sup>, B. Muryn<sup>26</sup>,  
 M. Musy<sup>35</sup>, J. Mylroie-Smith<sup>48</sup>, P. Naik<sup>42</sup>, T. Nakada<sup>38</sup>, R. Nandakumar<sup>45</sup>, J. Nardulli<sup>45</sup>,  
 A. Nawrot<sup>27</sup>, M. Nedos<sup>9</sup>, M. Needham<sup>38</sup>, N. Neufeld<sup>37</sup>, P. Neustroev<sup>29</sup>, M. Nicol<sup>7</sup>, L. Nicolas<sup>38</sup>,  
 S. Nies<sup>9</sup>, V. Niess<sup>5</sup>, N. Nikitin<sup>31</sup>, A. Noor<sup>48</sup>, A. Oblakowska-Mucha<sup>26</sup>, V. Obraztsov<sup>34</sup>,  
 S. Oggero<sup>23</sup>, O. Okhrimenko<sup>41</sup>, R. Oldeman<sup>15,c</sup>, M. Orlandea<sup>28</sup>, A. Ostantkov<sup>34</sup>, B. Pal<sup>52</sup>,  
 J. Palacios<sup>39</sup>, M. Palutan<sup>18</sup>, J. Panman<sup>37</sup>, A. Papadelis<sup>23</sup>, A. Papanestis<sup>45</sup>, M. Pappagallo<sup>13,a</sup>,  
 C. Parkes<sup>47,37</sup>, C.J. Parkinson<sup>49</sup>, G. Passaleva<sup>17</sup>, G.D. Patel<sup>48</sup>, M. Patel<sup>49</sup>, S.K. Paterson<sup>49,37</sup>,  
 G.N. Patrick<sup>45</sup>, C. Patrignani<sup>19,h</sup>, E. Pauna<sup>28</sup>, C. Pauna (Chiojdeanu)<sup>28</sup>,  
 C. Pavel (Nicorescu)<sup>28</sup>, A. Pazos Alvarez<sup>36</sup>, A. Pellegrino<sup>23</sup>, G. Penso<sup>22,k</sup>, M. Pepe Altarelli<sup>37</sup>,  
 S. Perazzini<sup>14,b</sup>, D.L. Perego<sup>20,i</sup>, E. Perez Trigo<sup>36</sup>, A. Pérez-Calero Yzquierdo<sup>35</sup>, P. Perret<sup>5</sup>,  
 G. Pessina<sup>20</sup>, A. Petrella<sup>16,d,37</sup>, A. Petrolini<sup>19,h</sup>, E. Pocatoste Olloqui<sup>35</sup>, B. Pie Valls<sup>35</sup>,  
 D. Piedigrossi<sup>37</sup>, B. Pietrzyk<sup>4</sup>, D. Pinci<sup>22</sup>, S. Playfer<sup>46</sup>, M. Plo Casasus<sup>36</sup>, M. Poli-Lener<sup>18</sup>,  
 G. Polok<sup>25</sup>, A. Poluektov<sup>44,33</sup>, E. Polcarpo<sup>2</sup>, D. Popov<sup>10</sup>, B. Popovici<sup>28</sup>, S. Poss<sup>6</sup>,  
 C. Potterat<sup>38</sup>, A. Powell<sup>51</sup>, S. Pozzi<sup>16,d</sup>, T. du Pree<sup>23</sup>, V. Pugatch<sup>41</sup>, A. Puig Navarro<sup>35</sup>,  
 W. Qian<sup>3,7</sup>, J.H. Rademacker<sup>42</sup>, B. Rakotomiamanana<sup>38</sup>, I. Raniuk<sup>40</sup>, G. Raven<sup>24</sup>,  
 S. Redford<sup>51</sup>, W. Reece<sup>49</sup>, A.C. dos Reis<sup>1</sup>, S. Ricciardi<sup>45</sup>, J. Riera<sup>35,m</sup>, K. Rinnert<sup>48</sup>,  
 D.A. Roa Romero<sup>5</sup>, P. Robbe<sup>7,37</sup>, E. Rodrigues<sup>47</sup>, F. Rodrigues<sup>2</sup>, C. Rodriguez Cobo<sup>36</sup>,  
 P. Rodriguez Perez<sup>36</sup>, G.J. Rogers<sup>43</sup>, V. Romanovsky<sup>34</sup>, E. Rondan Sanabria<sup>1</sup>, M. Rosello<sup>35,m</sup>,  
 J. Rouvinet<sup>38</sup>, L. Roy<sup>37</sup>, T. Ruf<sup>37</sup>, H. Ruiz<sup>35</sup>, C. Rummel<sup>11</sup>, V. Rusinov<sup>30</sup>, G. Sabatino<sup>21,j</sup>,  
 J.J. Saborido Silva<sup>36</sup>, N. Sagidova<sup>29</sup>, P. Sail<sup>47</sup>, B. Saitta<sup>15,c</sup>, T. Sakhelashvili<sup>39</sup>, C. Salzmann<sup>39</sup>,  
 A. Sambade Varela<sup>37</sup>, M. Sannino<sup>19,h</sup>, R. Santacesaria<sup>22</sup>, R. Santinelli<sup>37</sup>, E. Santovetti<sup>21,j</sup>,  
 M. Sapunov<sup>6</sup>, A. Sarti<sup>18</sup>, C. Satriano<sup>22,l</sup>, A. Satta<sup>21</sup>, T. Savidge<sup>49</sup>, M. Savrie<sup>16,d</sup>, D. Savrina<sup>30</sup>,  
 P. Schaack<sup>49</sup>, M. Schiller<sup>11</sup>, S. Schleich<sup>9</sup>, M. Schmelling<sup>10</sup>, B. Schmidt<sup>37</sup>, O. Schneider<sup>38</sup>,  
 T. Schneider<sup>37</sup>, A. Schopper<sup>37</sup>, M.-H. Schune<sup>7</sup>, R. Schwemmer<sup>37</sup>, A. Sciubba<sup>18,k</sup>, M. Seco<sup>36</sup>,  
 A. Semennikov<sup>30</sup>, K. Senderowska<sup>26</sup>, N. Serra<sup>23</sup>, J. Serrano<sup>6</sup>, B. Shao<sup>3</sup>, M. Shapkin<sup>34</sup>,  
 I. Shapoval<sup>40,37</sup>, P. Shatalov<sup>30</sup>, Y. Shcheglov<sup>29</sup>, T. Shears<sup>48</sup>, L. Shekhtman<sup>33</sup>, V. Shevchenko<sup>30</sup>,  
 A. Shires<sup>49</sup>, S. Sigurdsson<sup>43</sup>, E. Simioni<sup>24</sup>, H.P. Skottowe<sup>43</sup>, T. Skwarnicki<sup>52</sup>, N. Smale<sup>10,51</sup>,  
 A. Smith<sup>37</sup>, A.C. Smith<sup>37</sup>, N.A. Smith<sup>48</sup>, K. Sobczak<sup>5</sup>, F.J.P. Soler<sup>47</sup>, A. Solomin<sup>42</sup>,  
 P. Somogy<sup>37</sup>, F. Soomro<sup>49</sup>, B. Souza De Paula<sup>2</sup>, B. Spaan<sup>9</sup>, A. Sparkes<sup>46</sup>, E. Spiridenkov<sup>29</sup>,  
 P. Spradlin<sup>51</sup>, A. Srednicki<sup>27</sup>, F. Stagni<sup>37</sup>, S. Stahl<sup>11</sup>, S. Steiner<sup>39</sup>, O. Steinkamp<sup>39</sup>,  
 O. Stenyakin<sup>34</sup>, S. Stoica<sup>28</sup>, S. Stone<sup>52</sup>, B. Storaci<sup>23</sup>, U. Straumann<sup>39</sup>, N. Styles<sup>46</sup>,  
 M. Szczekowski<sup>27</sup>, P. Szczypka<sup>38</sup>, T. Szumlak<sup>47,26</sup>, S. T'Jampens<sup>4</sup>, E. Tarkovskiy<sup>30</sup>,  
 E. Teodorescu<sup>28</sup>, H. Terrier<sup>23</sup>, F. Teubert<sup>37</sup>, C. Thomas<sup>51,45</sup>, E. Thomas<sup>37</sup>, J. van Tilburg<sup>39</sup>,  
 V. Tisserand<sup>4</sup>, M. Tobin<sup>39</sup>, S. Topp-Joergensen<sup>51</sup>, M.T. Tran<sup>38</sup>, S. Traynor<sup>12</sup>, U. Trunk<sup>10</sup>,  
 A. Tsaregorodtsev<sup>6</sup>, N. Tuning<sup>23</sup>, A. Ukleja<sup>27</sup>, O. Ullaland<sup>37</sup>, P. Urquijo<sup>52</sup>, U. Uwer<sup>11</sup>,  
 V. Vagnoni<sup>14</sup>, G. Valenti<sup>14</sup>, R. Vazquez Gomez<sup>35</sup>, P. Vazquez Regueiro<sup>36</sup>, S. Vecchi<sup>16</sup>,  
 J.J. Velthuis<sup>42</sup>, M. Veltri<sup>17,f</sup>, K. Vervink<sup>37</sup>, B. Viaud<sup>7</sup>, I. Videau<sup>7</sup>, X. Vilasis-Cardona<sup>35,m</sup>,  
 J. Visniakov<sup>36</sup>, A. Vollhardt<sup>39</sup>, D. Volyanskyy<sup>39</sup>, D. Voong<sup>42</sup>, A. Vorobyev<sup>29</sup>, An. Vorobyev<sup>29</sup>,

H. Voss<sup>10</sup>, K. Wacker<sup>9</sup>, S. Wandernoth<sup>11</sup>, J. Wang<sup>52</sup>, D.R. Ward<sup>43</sup>, A.D. Webber<sup>50</sup>,  
D. Websdale<sup>49</sup>, M. Whitehead<sup>44</sup>, D. Wiedner<sup>11</sup>, L. Wiggers<sup>23</sup>, G. Wilkinson<sup>51</sup>, M.P. Williams<sup>44</sup>,  
M. Williams<sup>49</sup>, F.F. Wilson<sup>45</sup>, J. Wishahi<sup>9</sup>, M. Witek<sup>25</sup>, W. Witzeling<sup>37</sup>, M.L. Woodward<sup>45</sup>,  
S.A. Wotton<sup>43</sup>, K. Wyllie<sup>37</sup>, Y. Xie<sup>46</sup>, F. Xing<sup>51</sup>, Z. Yang<sup>3</sup>, G. Ybeles Smit<sup>23</sup>, R. Young<sup>46</sup>,  
O. Yushchenko<sup>34</sup>, M. Zeng<sup>3</sup>, L. Zhang<sup>52</sup>, Y. Zhang<sup>3</sup>, A. Zhelezov<sup>11</sup>, E. Zverev<sup>31</sup>.

<sup>1</sup> *Centro Brasileiro de Pesquisas Físicas (CBPF), Rio de Janeiro, Brazil*

<sup>2</sup> *Universidade Federal do Rio de Janeiro (UFRJ), Rio de Janeiro, Brazil*

<sup>3</sup> *Center for High Energy Physics, Tsinghua University, Beijing, China*

<sup>4</sup> *LAPP, Université de Savoie, CNRS/IN2P3, Annecy-Le-Vieux, France*

<sup>5</sup> *Clermont Université, Université Blaise Pascal, CNRS/IN2P3, LPC, Clermont-Ferrand, France*

<sup>6</sup> *CPPM, Aix-Marseille Université, CNRS/IN2P3, Marseille, France*

<sup>7</sup> *LAL, Université Paris-Sud, CNRS/IN2P3, Orsay, France*

<sup>8</sup> *LPNHE, Université Pierre et Marie Curie, Université Paris Diderot, CNRS/IN2P3, Paris, France*

<sup>9</sup> *Fakultät Physik, Technische Universität Dortmund, Dortmund, Germany*

<sup>10</sup> *Max-Planck-Institut für Kernphysik (MPIK), Heidelberg, Germany*

<sup>11</sup> *Physikalisches Institut, Ruprecht-Karls-Universität Heidelberg, Heidelberg, Germany*

<sup>12</sup> *School of Physics, University College Dublin, Dublin, Ireland*

<sup>13</sup> *Sezione INFN di Bari, Bari, Italy*

<sup>14</sup> *Sezione INFN di Bologna, Bologna, Italy*

<sup>15</sup> *Sezione INFN di Cagliari, Cagliari, Italy*

<sup>16</sup> *Sezione INFN di Ferrara, Ferrara, Italy*

<sup>17</sup> *Sezione INFN di Firenze, Firenze, Italy*

<sup>18</sup> *Laboratori Nazionali dell'INFN di Frascati, Frascati, Italy*

<sup>19</sup> *Sezione INFN di Genova, Genova, Italy*

<sup>20</sup> *Sezione INFN di Milano Bicocca, Milano, Italy*

<sup>21</sup> *Sezione INFN di Roma Tor Vergata, Roma, Italy*

<sup>22</sup> *Sezione INFN di Roma Sapienza, Roma, Italy*

<sup>23</sup> *Nikhef National Institute for Subatomic Physics, Amsterdam, Netherlands*

<sup>24</sup> *Nikhef National Institute for Subatomic Physics and Vrije Universiteit, Amsterdam, Netherlands*

<sup>25</sup> *Henryk Niewodniczanski Institute of Nuclear Physics, Polish Academy of Sciences, Cracow, Poland*

<sup>26</sup> *Faculty of Physics & Applied Computer Science, Cracow, Poland*

<sup>27</sup> *Soltan Institute for Nuclear Studies, Warsaw, Poland*

<sup>28</sup> *Horia Hulubei National Institute of Physics and Nuclear Engineering, Bucharest-Magurele, Romania*

<sup>29</sup> *Petersburg Nuclear Physics Institute (PNPI), Gatchina, Russia*

<sup>30</sup> *Institute of Theoretical and Experimental Physics (ITEP), Moscow, Russia*

<sup>31</sup> *Institute of Nuclear Physics, Moscow State University (SINP MSU), Moscow, Russia*

<sup>32</sup> *Institute for Nuclear Research of the Russian Academy of Sciences (INR RAN), Moscow, Russia*

<sup>33</sup> *Budker Institute of Nuclear Physics (BINP), Novosibirsk, Russia*

<sup>34</sup> *Institute for High Energy Physics (IHEP), Protvino, Russia*

<sup>35</sup> *Universitat de Barcelona, Barcelona, Spain*

<sup>36</sup> *Universidad de Santiago de Compostela, Santiago de Compostela, Spain*

<sup>37</sup> *European Organization for Nuclear Research (CERN), Geneva, Switzerland*

<sup>38</sup> *Ecole Polytechnique Fédérale de Lausanne (EPFL), Lausanne, Switzerland*

<sup>39</sup> *Physik-Institut, Universität Zürich, Zürich, Switzerland*

<sup>40</sup> *NSC Kharkiv Institute of Physics and Technology (NSC KIPT), Kharkiv, Ukraine*

<sup>41</sup> *Institute for Nuclear Research of the National Academy of Sciences (KINR), Kyiv, Ukraine*

<sup>42</sup> *H.H. Wills Physics Laboratory, University of Bristol, Bristol, United Kingdom*

<sup>43</sup> *Cavendish Laboratory, University of Cambridge, Cambridge, United Kingdom*

<sup>44</sup> *Department of Physics, University of Warwick, Coventry, United Kingdom*

<sup>45</sup> *STFC Rutherford Appleton Laboratory, Didcot, United Kingdom*

<sup>46</sup> *School of Physics and Astronomy, University of Edinburgh, Edinburgh, United Kingdom*

- <sup>47</sup>*School of Physics and Astronomy, University of Glasgow, Glasgow, United Kingdom*  
<sup>48</sup>*Oliver Lodge Laboratory, University of Liverpool, Liverpool, United Kingdom*  
<sup>49</sup>*Imperial College London, London, United Kingdom*  
<sup>50</sup>*School of Physics and Astronomy, University of Manchester, Manchester, United Kingdom*  
<sup>51</sup>*Department of Physics, University of Oxford, Oxford, United Kingdom*  
<sup>52</sup>*Syracuse University, Syracuse, NY, United States*  
<sup>53</sup>*CC-IN2P3, CNRS/IN2P3, Lyon-Villeurbanne, France, associated member*  
<sup>54</sup>*Pontifícia Universidade Católica do Rio de Janeiro (PUC-Rio), Rio de Janeiro, Brazil, associated to <sup>2</sup>*

<sup>a</sup>*Università di Bari, Bari, Italy*

<sup>b</sup>*Università di Bologna, Bologna, Italy*

<sup>c</sup>*Università di Cagliari, Cagliari, Italy*

<sup>d</sup>*Università di Ferrara, Ferrara, Italy*

<sup>e</sup>*Università di Firenze, Firenze, Italy*

<sup>f</sup>*Università di Urbino, Urbino, Italy*

<sup>g</sup>*Università di Modena e Reggio Emilia, Modena, Italy*

<sup>h</sup>*Università di Genova, Genova, Italy*

<sup>i</sup>*Università di Milano Bicocca, Milano, Italy*

<sup>j</sup>*Università di Roma Tor Vergata, Roma, Italy*

<sup>k</sup>*Università di Roma La Sapienza, Roma, Italy*

<sup>l</sup>*Università della Basilicata, Potenza, Italy*

<sup>m</sup>*LIFAEELS, La Salle, Universitat Ramon Llull, Barcelona, Spain*

<sup>n</sup>*Institució Catalana de Recerca i Estudis Avançats (ICREA), Barcelona, Spain*

# 1 Introduction

Quantum Chromodynamics predicts the cross-section for the production of  $b$ -flavoured hadrons in proton-proton collisions, for which higher order calculations are available [1]. The first data taken with the LHCb experiment at 7 TeV centre-of-mass energy allows this cross-section to be measured and compared to predictions. Knowledge of the  $b$  yield is also critical in ascertaining the sensitivity of experiments that aim to measure fundamental parameters of interest involving, for example,  $CP$  violation. It is also useful for normalising backgrounds for measurements of higher mass objects that decay into  $b\bar{b}$ , such as the Higgs boson. In this paper we present a measurement of the production cross-section for the average of  $b$ -flavoured and  $\bar{b}$ -flavoured hadrons in proton-proton collisions at a centre-of-mass energy of 7 TeV in the pseudorapidity interval  $2 < \eta < 6$ , where  $\eta = -\ln[\tan(\theta/2)]$ , and  $\theta$  is the angle of the weakly decaying  $b$  or  $\bar{b}$  hadron with respect to the proton direction. We extrapolate this measurement to the entire rapidity interval. Our sensitivity extends over the entire range of transverse momentum of the  $b$ -flavoured hadron.

The LHCb detector [2] was constructed as a forward spectrometer primarily to measure  $CP$  violating and rare decays of hadrons containing  $b$  and  $c$  quarks. The detector elements are placed along the beam line of the LHC starting with the Vertex Locator (VELO), a silicon strip device that surrounds the proton-proton interaction region and is positioned 8 mm from the beam during collisions. It provides precise locations for primary  $pp$  interaction vertices, the locations of decays of long lived hadrons, and contributes to the measurement of track momenta. Other detectors used to measure track momenta comprise a large area silicon strip detector located before a 3.7 Tm dipole magnet, and a combination of silicon strip detectors and straw drift chambers placed afterward. Two Ring Imaging Cherenkov (RICH) detectors are used to identify charged hadrons. Further downstream an Electromagnetic Calorimeter (ECAL) is used for photon detection and electron identification, followed by a Hadron Calorimeter (HCAL), and a system consisting of alternating layers of iron and chambers (MWPC and triple-GEM) that distinguishes muons from hadrons (MUON). The ECAL, MUON, and HCAL provide the capability of first-level hardware triggering.

Two independent data samples, recorded at different times, are examined. For the earliest period of data taking the number of colliding bunches was sufficiently low that the high-level trigger could process all crossings and accept events when at least one track was reconstructed in either the VELO or the tracking stations. This data set, called “microbias”, has an integrated luminosity,  $\mathcal{L}$ , of  $2.9 \text{ nb}^{-1}$ . The second sample, referred to as “triggered”, uses triggers designed to select a single muon. Here  $\mathcal{L}$  equals  $12.2 \text{ nb}^{-1}$ . These samples are analysed independently and the results subsequently combined.

Most  $D^0$  mesons are produced directly via  $pp \rightarrow c\bar{c}X$  interactions, where  $X$  indicates any combination of final state particles. These particular  $D^0$  mesons are denoted as “Prompt”.  $D^0$  mesons produced in  $pp \rightarrow b\bar{b}X$  collisions where the  $b$ -flavoured hadron decays into a final state containing a  $D^0$  meson are called “Dfb”. We use the decay channel  $b \rightarrow D^0 X \mu^- \bar{\nu}$ , as it has a large branching fraction of  $(6.84 \pm 0.35)\%$  [3], and is

advantageous from the point of view of signal to background. Throughout this paper mention of a particular mode implies the inclusion of the charge conjugate mode as well.

## 2 Analysis of $D^0 \rightarrow K^- \pi^+$

The Prompt and Dfb  $D^0$  components can be separated statistically by examining the impact parameter (IP) with respect to the closest primary vertex, where IP is defined as the smallest distance between the  $D^0$  reconstructed trajectory and the primary vertex<sup>2</sup>. We use the  $D^0 \rightarrow K^- \pi^+$  channel which has a branching fraction of  $(3.89 \pm 0.05)\%$  [4].

The  $D^0$  selection criteria are the same regardless of the trigger conditions. Both the kaon and pion candidates are associated with Cherenkov photons in the RICH system. The photon angles with respect to the track direction are examined and a likelihood formed for each particle hypothesis [2]. Candidates are identified as kaons or pions on the basis of this likelihood. We also require that the momentum transverse to the beam direction,  $p_T$ , of both the kaon and pion be  $> 300$  MeV, and that their scalar sum is  $> 1400$  MeV. (We work in units with  $c=1$ .) Since real  $D^0$  mesons travel before decaying, the kaon and pion tracks when followed backwards will most often not point to the closest primary vertex. We require that the  $\chi^2$  formed by using the hypothesis that the impact parameter is equal to zero,  $\chi_{\text{IP}}^2$ , be  $> 9$  for each track. They also must be consistent with coming from a common origin with vertex fit  $\chi^2 < 6$ . Finally, the  $D^0$  candidate must be detached from the closest primary vertex. To implement this flight distance significance test we form a  $\chi_{\text{FS}}^2$  based on the hypothesis that the flight distance between the primary and  $D^0$  vertices is zero, and require  $\chi_{\text{FS}}^2 > 64$ . This set of requirements on the  $D^0$  candidate is labeled “generic”. All of these requirements were selected by comparing sidebands of the invariant  $K^- \pi^+$  mass distribution, representative of the background, with signal Monte Carlo simulation using PYTHIA 6.4 [5].

In order to ascertain the parameters characterizing the  $D^0$  mass peak, a sample enriched in Prompt  $D^0$  mesons is selected. This is achieved by including two additional requirements: (1) the cosine of the angle between the  $D^0$  candidate’s momentum direction and the line from the  $K^- \pi^+$  vertex to the primary vertex must be  $> 0.9999$ , and (2) the  $\chi_{\text{IP}}^2$  for the  $D^0$  must be less than 25. The  $K^- \pi^+$  invariant mass distribution after imposing all of these requirements is shown in Fig. 1. The data are fit with a double-Gaussian signal function, with both Gaussians having the same mean, and a linear background. This signal shape is used in all subsequent fits.

Selecting  $K^- \pi^+$  candidates within  $\pm 20$  MeV of the fitted  $D^0$  mass peak and subtracting the background using invariant mass sidebands 35-75 MeV from the peak on both sides, we display the distribution of the natural logarithm of the  $D^0$  candidate’s IP in Fig. 2. Both Prompt and Dfb components are visible. The IP for the Prompt signal would be zero without the effects of resolution. The Prompt shape is described by a bi-

---

<sup>2</sup>Primary vertices are found using an iterative procedure based on the closest approach of tracks with each other. The resolutions of the resulting vertex positions depend on the number of tracks and are of the order of  $70 \mu\text{m}$  along the beam direction and  $10 \mu\text{m}$  in each transverse coordinate, for 40 tracks.



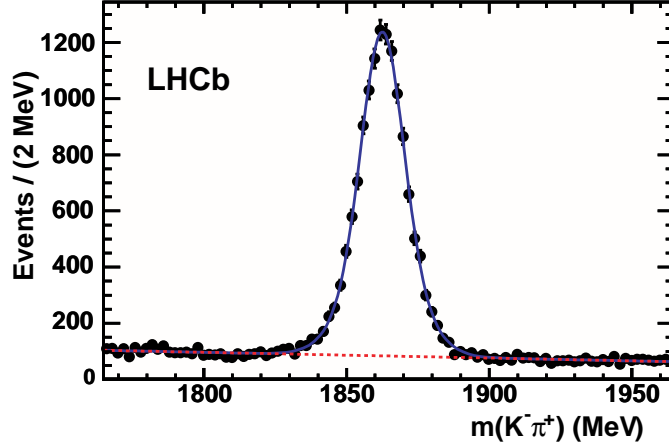


Figure 1:  $K^-\pi^+$  invariant mass for “Prompt” selection criteria in  $2.9 \text{ nb}^{-1}$ . The curve shows a fit to a linear background (dashed) plus double-Gaussian signal function with parameters  $\sigma_1=7.1\pm 0.6 \text{ MeV}$ ,  $\sigma_2/\sigma_1=1.7\pm 0.1$ , and the fraction of the second Gaussian  $0.40\pm 0.16$ .

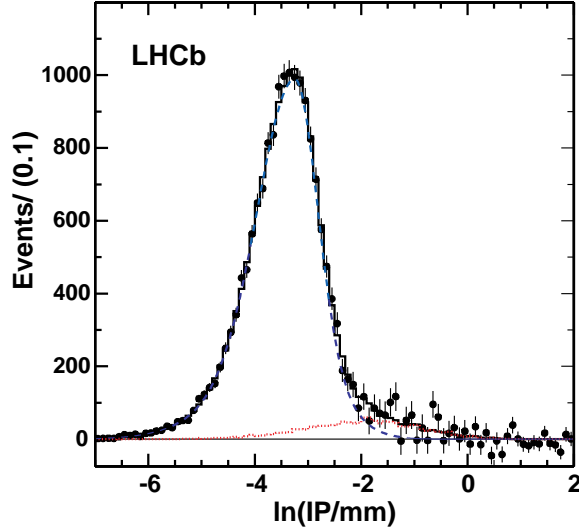


Figure 2: Natural logarithm of the IP for  $D^0$  mesons, with the IP in units of mm (points with error bars) for the  $2.9 \text{ nb}^{-1}$  microbias sample. Background has been subtracted using mass sidebands. The dashed curve shows the result of the fit to the Prompt component, the dotted line the Dfb component, and the histogram the sum of the two.

furcated double-Gaussian function. The distribution for Dfb is widely spread as the finite  $b$  lifetime causes the  $D^0$  meson not to point to the primary vertex; we use a Monte-Carlo simulated shape. The histogram in Fig. 2 shows the results of a fit to the two components, letting the parameters of the Prompt shape float; this shape is used in systematic studies.

## 3 Evaluation of the $b \rightarrow D^0 X \mu^- \bar{\nu}$ yields

### 3.1 Using microbias data

To select the decay chain  $b \rightarrow D^0 X \mu^- \bar{\nu}$ ,  $D^0 \rightarrow K^- \pi^+$  and enrich our  $b$  sample, we match  $D^0$  candidates with tracks identified as muons, by ensuring that they penetrate the iron of the MUON system and have minimum ionization in the calorimeters [2]. Right-sign (RS) combinations have the sign of the charge of the muon being the same as the charge of the kaon in the  $D^0$  decay. Wrong-sign (WS) combinations have the signs of the charges of the kaon and the muon being opposite; they are highly suppressed in semileptonic  $b$  decay. WS events are useful to estimate certain backgrounds.

To find  $b$  candidates we select  $D^0$  candidates using the generic criteria specified above, and add a track that is identified as a muon, has  $p_T > 500$  MeV, and has  $\chi_{\text{IP}}^2 > 4$ . The  $D^0$  and muon candidates are required to form a common vertex with  $\chi^2 < 5$ , the  $D^0 \mu^-$  invariant mass must be between 3 and 5 GeV, and the cosine of the angle of the  $b$  pseudo-direction, formed from the  $D^0$  and muon vector momentum sum with respect to the line between the  $D^0 \mu^-$  vertex and the primary vertex, must be  $> 0.998$ . This angle cut is loose enough to have about 97% efficiency for  $b \rightarrow D^0 X \mu^- \bar{\nu}$  decays when taking into account the effect of the missing neutrino momentum. We measure  $\eta$  using the line defined by connecting the primary event vertex and the vertex formed by the  $D^0$  and the  $\mu^-$ . Bins in  $\eta$  are chosen to be larger than the resolution to obviate the need for any cross-feed corrections. Events are accepted in the interval  $2 < \eta < 6$ .

The IP distributions of both RS and WS candidates, requiring that the  $K^- \pi^+$  invariant mass is within 20 MeV of the  $D^0$  mass, are shown in Fig. 3. We perform an unbinned extended maximum likelihood fit to the two-dimensional distributions in  $K^- \pi^+$  invariant mass over a region extending  $\pm 100$  MeV from the  $D^0$  mass peak, and  $\ln(\text{IP}/\text{mm})$ . This fitting procedure allows us directly to determine the background shape from false combinations under the  $D^0$  signal mass peak. The parameters of the Prompt IP distribution are found by applying the same criteria as for Fig. 3, but with the additional track failing the muon identification criteria. The Monte Carlo simulated shape is used for the Dfb component.

The fit yields in the RS sample are  $84.1 \pm 10.4$  Dfb events,  $16.3 \pm 5.4$  Prompt events, and  $14.0 \pm 1.9$  background. In the WS the corresponding numbers are  $0.0 \pm 1.1$  Dfb events,  $14.9 \pm 4.2$  Prompt events, and  $10.1 \pm 1.5$  background. The Prompt yields are consistent between RS and WS as expected.

The contribution of tracks misidentified as muons (fakes) in both the RS and WS samples is evaluated by counting the number of tracks that satisfy all our criteria by forming a common vertex with a  $D^0$  signal candidate, but do not satisfy our muon identification criteria. These tracks are categorized by their identity as electrons using ECAL, or pions, kaons or protons using the RICH. These samples are then multiplied by the relevant fake rates that were estimated from simulation and checked with data. The resulting  $\ln(\text{IP})$  distributions are examined, resulting in estimates of  $2.2 \pm 0.4$  RS Dfb fakes and  $1.1 \pm 0.4$  WS Dfb fakes. The  $\mathcal{B}(b \rightarrow D^0 X \tau^- \bar{\nu}, \tau^- \rightarrow \mu^- \nu \bar{\nu})$  of  $(0.36 \pm 0.11)\%$  is  $(5.3 \pm 1.6)\%$  of the

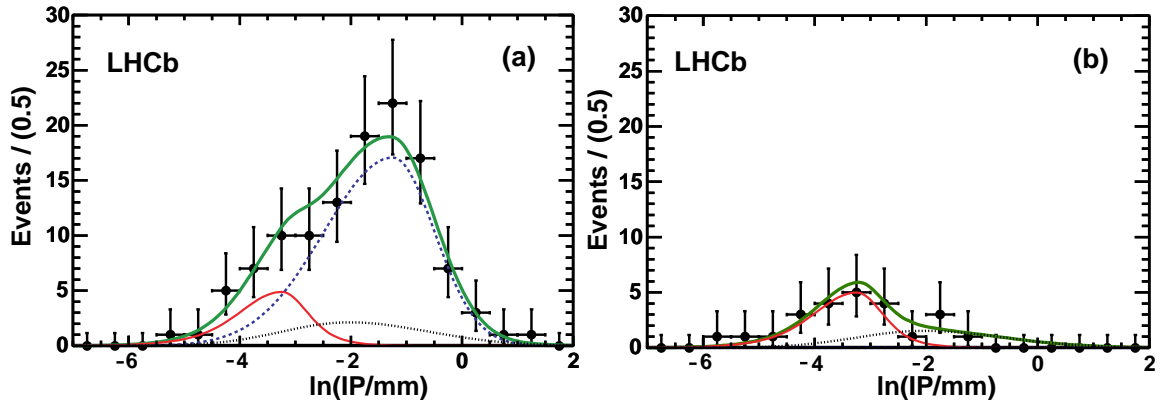


Figure 3: Natural logarithm of the  $D^0$  IP in the  $2.9 \text{ nb}^{-1}$  microbias sample for (a) right-sign and (b) wrong-sign  $D^0$ -muon candidate combinations. The dotted curves show the  $D^0$  sideband backgrounds, the thin solid curves the Prompt yields, the dashed curve the Dfb signal, and the thick solid curves the totals.

semimuonic decay [3]. However, the relative efficiency to detect the resulting secondary muon is only 29% leading to a 1.5% subtraction. The lower efficiency is due to the lower secondary muon momentum from  $\tau$  decay and the finite  $\tau$  lifetime that causes some events to fail the vertex  $\chi^2$  requirement. Other sources of backgrounds from  $b$ -hadron decays as evaluated by Monte Carlo simulation are small within our selection requirements, and predicted to be similar in size to the WS yields that are consistent with zero.

### 3.2 Using muon triggered data

The trigger imposes a cut of  $p_T > 1.3 \text{ GeV}$  on muon candidates. The IP distributions for both RS and WS combinations are shown in Fig. 4. We find a total of  $195.4 \pm 14.9$  RS Dfb, and  $8.8 \pm 5.1$  WS Dfb events. The Prompt contributions are determined to be  $9.3 \pm 4.8$  RS with  $5.3 \pm 3.0$  WS.

In order to extract the  $b$  cross-section from this data sample we have to make an additional correction for the overall  $\eta$ -dependent trigger efficiency. The Monte Carlo simulated efficiency is checked using data by studying  $J/\psi \rightarrow \mu^+\mu^-$  decays in microbias events or those that triggered independently of the single muon trigger. The data show a somewhat larger relative efficiency than the simulation, from 2% at low  $\eta$  rising to 11% at high  $\eta$ . We correct for this factor and use the 2% error determined on the correction, to account for its uncertainty, that we add to the statistical error of this sample.

The IP distributions in each  $\eta$  bin in both trigger samples are fit independently to the same functions as described above to extract the  $\eta$ -dependent event yields. The yields are listed in Table 1. Muon fakes and the  $\tau^-$  contribution are subtracted in the same manner as in the microbias sample. In the triggered sample the hadron-to-muon fake rates are smaller as a result of the harder muon  $p_T$  cut imposed by the trigger of 1300 MeV rather than the 500 MeV used in analysing the microbias sample. The RS Dfb fakes total  $1.0 \pm 0.2$  and the WS Dfb fakes total  $0.6 \pm 0.2$  events. A uniform 1.5%  $\tau^-$  subtraction is

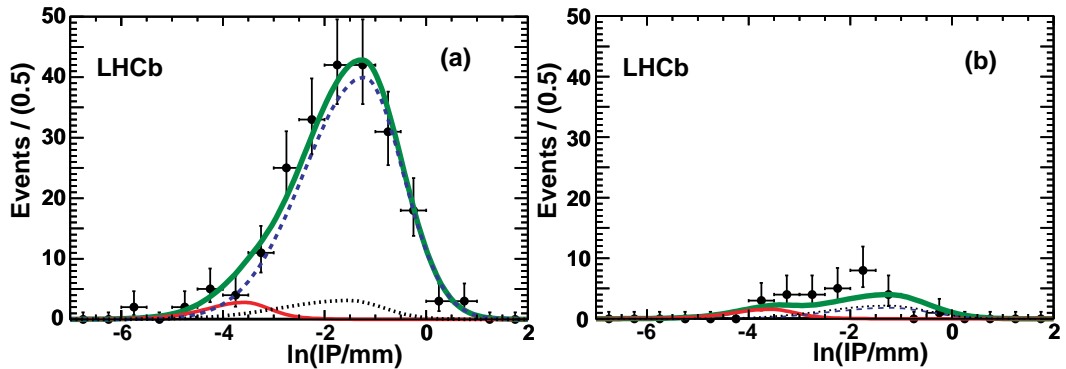


Figure 4: Natural logarithm of the  $D^0$  IP in the  $12.2 \text{ nb}^{-1}$  triggered sample for (a) right-sign and (b) wrong-sign  $D^0$ -muon candidate combinations. The dotted curves show the  $D^0$  sideband backgrounds, the thin solid curves the Prompt yields, the dashed curve the Dfb signal, and the thick solid curves the totals.

done in each  $\eta$  bin.

Table 1: RS background subtracted event yields from data, and extracted cross-sections, compared with predictions from MCFM [7] and FONLL [8]. The systematic uncertainties in the normalisation of 17.3% are not included. The uncertainties on the FONLL prediction are  $^{+45\%}_{-38\%}$ , while those for MCFM are  $^{+83\%}_{-44\%}$ .

Bin	Event yields		$\sigma(pp \rightarrow H_b X)$ ( $\mu\text{b}$ )				
	Microbias	Trig.	Microbias	Trig.	Average	MCFM	FONLL
$2 < \eta < 3$	$16.7 \pm 4.5$	$48.8 \pm 7.5$	$27.2 \pm 7.3$	$29.7 \pm 4.6$	$29.0 \pm 3.9$	37.8	28.9
$3 < \eta < 4$	$50.1 \pm 8.0$	$111.4 \pm 11.0$	$28.8 \pm 4.6$	$28.8 \pm 2.8$	$28.8 \pm 2.4$	27.1	22.4
$4 < \eta < 5$	$18.1 \pm 5.0$	$30.2 \pm 6.0$	$13.3 \pm 3.7$	$11.7 \pm 2.3$	$12.2 \pm 2.0$	16.7	13.1
$5 < \eta < 6$	$4.7 \pm 2.8$	$5.2 \pm 2.2$	$6.5 \pm 3.6$	$4.8 \pm 2.5$	$5.3 \pm 2.0$	7.4	5.9
Sum	$89.6 \pm 10.8$	$195.6 \pm 14.9$	$75.9 \pm 10.0$	$75.0 \pm 6.5$	$75.3 \pm 5.4$	89.0	70.2

## 4 Luminosity determination and systematic uncertainties

The luminosity was measured at specific periods during the data taking using both Van der Meer scans and the ‘beam-profile’ method [6]. Two Van der Meer scans were performed in a single fill. Analysis of these scans yielded consistent results for the absolute luminosity scale with a precision of around 10%, dominated by the uncertainty in the knowledge of the beam currents. In the second approach, six separate periods of stable running were chosen, and the beam-profiles measured using beam-gas and beam-beam interactions.

Using these results, correcting for crossing angle effects, and knowing the beam currents, we determine the luminosity in each period following the analysis procedure described in Ref. [6]. Consistent results were found for the absolute luminosity scale in each period, with a precision of 10%, again dominated by the beam current uncertainty. These results are in good agreement with those of the Van der Meer analysis.

The knowledge of the absolute luminosity scale was used to calibrate the number of VELO tracks reconstructed using only the R sensors [2], which are found to have a stable response throughout the data-taking period. The integrated luminosities of the runs considered in this analysis were determined to be  $(2.85 \pm 0.29)$  and  $(12.2 \pm 1.2)$  nb<sup>-1</sup>, respectively, for the microbias and triggered samples.

The product of detector acceptance, tracking efficiencies and our analysis cuts, as estimated by Monte Carlo simulation, is about 8% for  $b$  hadrons produced in the region  $2 < \eta < 6$ . The systematic uncertainty on the tracking efficiency is evaluated by comparing the ratio of  $D^0 \rightarrow K^- \pi^+ \pi^+ \pi^-$  to  $D^0 \rightarrow K^- \pi^+$  events in data to the ratio in simulation. We find that the ratio of data to Monte Carlo efficiencies is  $1.00 \pm 0.03$  for tracks from  $D^0$  decay, and use 3% as the uncertainty per track. For the higher momentum muon track 4% is used. The total tracking uncertainty then being fully correlated is taken as 10%, where this uncertainty is dominated by the size of the data sample. The kaon and pion RICH identification efficiencies are determined in each  $\eta$  bin from a comparison of  $D^0 \rightarrow K^- \pi^+$  yields evaluated both with and without kaon identification. An error of 1.5% is set on the particle identification efficiencies that is mostly due to the kaon, as the pion selection criteria are much looser.

The efficiency of our muon selection criteria with respect to that obtained from the Monte Carlo simulation is evaluated as a function of momentum by detecting  $J/\psi \rightarrow \mu^+ \mu^-$  decays where one muon is identified by passing our muon identification criteria while the opposite-sign track must have been biased neither by the muon trigger, nor the muon identification criteria. Using the momentum weighted averages we find (data/MC) =  $(96.9^{+2.4}_{-2.5})\%$ . We correct for the difference and assign a 2.5% error to our muon identification.

Since the  $b \rightarrow D^0 X \mu^- \bar{\nu}$  detection efficiency changes linearly with  $p_T$  by about a factor of four from zero to 12 GeV and then stays flat, the efficiency will not be estimated correctly if the Monte Carlo generator does not accurately simulate the  $p_T$  distribution. We investigate this possible efficiency change by examining the difference between the measured and simulated summed  $p_T$  distribution of the  $D^0$  plus muon. They are consistent, and an uncertainty of 3% is assigned as the systematic error from considerations of how large a difference the data allow.

Because the detection efficiency is different for  $D^0$  mesons that result from  $B^- \rightarrow D^{(*)0} \mu^- \bar{\nu}$  compared to those from other  $b$  decays (such as  $\bar{B}^0 \rightarrow D^{*+} \mu^- \bar{\nu}$ ,  $B \rightarrow D^{**} \mu^- \bar{\nu}$ ,  $\bar{B}_s^0 \rightarrow D_s^{**} \mu^- \bar{\nu}$ , or similarly from  $\Lambda_b$ ), we include an uncertainty due to the precision of our knowledge of the branching fractions [4]. By varying these rates within their errors, we find an uncertainty of 4.4%. As discussed below, to translate our results on the yields into cross-section measurements we assume the fractions for fragmentation into the different  $b$ -hadron species as measured by LEP. Varying these values within their errors gives a

Table 2: Systematic uncertainties.

Source	Error (%)	Source	Error (%)
Luminosity	10.0	Prompt & Dfb shapes	1.4
Tracking efficiency	10.0	$\mathcal{B}(D^0 \rightarrow K^- \pi^+)$	1.3
$\mathcal{B}(b \rightarrow D^0 X \mu^- \bar{\nu})$	5.1	$D^0 \mu^-$ vertex $\chi^2$ cut	1.2
Assumed branching fractions	4.4	Kaon identification	1.2
LEP fragmentation fractions	4.2	Muon fakes	1.0
Generated $b$ $p_T$ distribution	3.0	$D^0$ mass cut	1.0
Muon identification	2.5	$D^0$ vertex $\chi^2$ cut	0.6
$\chi_{\text{IP}}^2$ cut	2.5	$D^0$ flight distance cut	0.4
MC statistics	1.5	Pion identification	0.3
Total		17.3%	

systematic uncertainty of 4.2%.

The efficiency of the various selection criteria with respect to simulation has been evaluated by changing the cuts. The resulting changes of the yield are small. The  $D^0 \mu^-$  vertex  $\chi^2$  cut efficiency was cross-checked comparing data and Monte Carlo using  $\Xi^- \rightarrow \Lambda \pi^-$  decays. All of the uncertainties considered are listed in Table 2. The total systematic uncertainty due to all sources added in quadrature is 17.3%.

## 5 Cross-sections and comparison with theory

The extracted cross-sections are listed in Table 1. The  $\eta$ -dependent cross-section is shown in Fig. 5 for both data sets and the average. The agreement between the two data sets is excellent.

We compare with two theories that predict  $b$  production cross-sections as a function of  $\eta$ . MCFM [7] predicts the cross-section for  $b\bar{b}$  quark production in next to leading order (NLO) using the MSTW8NL parton distribution function (PDF). The FONLL [8] prediction uses the CTEQ6.5 PDF, and improves the NLO result with the resummation of  $p_T$  logarithms up to next-to-leading order. It also includes the  $b$ -quark fragmentation into hadrons. The measured yields are averaged over  $b$ -flavoured and  $\bar{b}$ -flavoured hadrons,  $H_b$ , in  $\eta$  intervals:

$$\sigma(pp \rightarrow H_b X) = \frac{\# \text{ of detected } D^0 \mu^- \text{ and } \bar{D}^0 \mu^+ \text{ events}}{2\mathcal{L} \times \text{efficiency} \times \mathcal{B}(b \rightarrow D^0 X \mu^- \bar{\nu}) \mathcal{B}(D^0 \rightarrow K^- \pi^+)}. \quad (1)$$

Averaging the cross-sections from both samples, and summing over  $\eta$ , we measure

$$\sigma(pp \rightarrow H_b X) = (75.3 \pm 5.4 \pm 13.0) \mu\text{b} \quad (2)$$

in the interval  $2 < \eta < 6$ . The first error is statistical, the second systematic. The LEP fragmentation fractions are used for our central values [9]. Use of these fractions

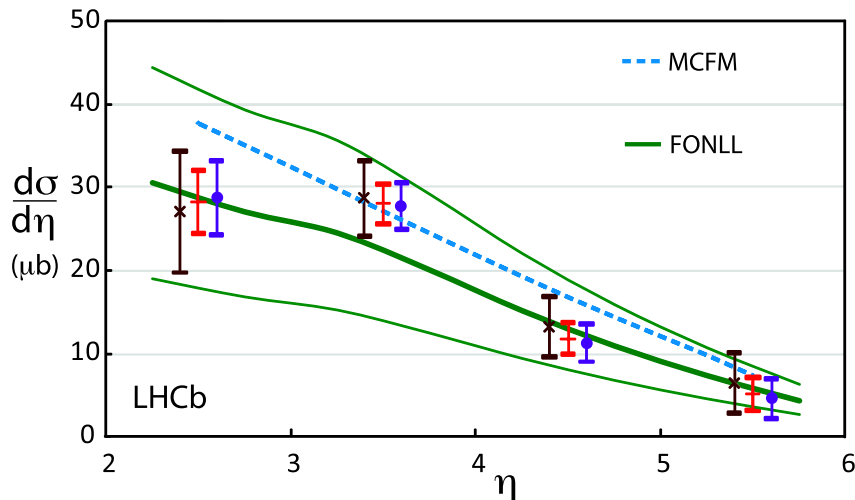


Figure 5:  $\sigma(pp \rightarrow H_b X)$  as a function of  $\eta$  for the microbias ( $\times$ ) and triggered ( $\bullet$ ) samples, shown displaced from the bin center and the average (+). The data are shown as points with error bars, the MCFM prediction as a dashed line, and the FONLL prediction as a thick solid line. The thin upper and lower lines indicate the theoretical uncertainties on the FONLL prediction. The systematic uncertainties in the data are not included.

provides internal consistency to our results as  $\mathcal{B}(b \rightarrow D^0 X \mu^- \bar{\nu})$  was also measured at LEP. The measured value changes if the  $b$ -hadron fractions differ. Fractions have also been measured at the Tevatron, albeit with large uncertainties [9]. The largest change with respect to LEP is that the  $b$ -baryon percentage rises from  $(9.1 \pm 1.5)\%$  to  $(21.4 \pm 6.8)\%$ . If the Tevatron fractions are used, our result changes to  $(89.6 \pm 6.4 \pm 15.5) \mu\text{b}$ .

## 6 Conclusions

The cross-section to produce  $b$ -flavoured hadrons is measured to be

$$\sigma(pp \rightarrow H_b X) = (75.3 \pm 5.4 \pm 13.0) \mu\text{b} \quad (3)$$

in the pseudorapidity interval  $2 < \eta < 6$  over the entire range of  $p_T$  assuming the LEP fractions for fragmentation into  $b$ -flavoured hadrons. For extrapolation to the full  $\eta$  region, theories predict factors of 3.73 (MCFM), and 3.61 (FONLL), while PYTHIA 6.4 gives 3.77. Using a factor of 3.77 for our extrapolation, we find a total  $b\bar{b}$  cross-section of

$$\sigma(pp \rightarrow b\bar{b} X) = (284 \pm 20 \pm 49) \mu\text{b} \quad (4)$$

based on the LEP fragmentation results; using the Tevatron fragmentation fractions the result increases by 19%. The quoted systematic uncertainty does not include any contribution relating to the extrapolation over the  $\eta$  range where LHCb has no sensitivity.

The production of  $b$ -flavoured hadrons has been measured in  $p\bar{p}$  collisions in 1.8 and 1.96 TeV collisions at the Tevatron. The earlier measurements at 1.8 TeV appeared to be

higher than the NLO theoretical predictions [10]. More recent measurements by the CDF collaboration at 1.96 TeV are consistent with the NLO theory [11]. The history has been reviewed by Mangano [12]. Here, with a large energy increase to 7 TeV, we find that the measured cross-section is consistent with theoretical predictions, both in normalization and  $\eta$ -dependent shape.

## Acknowledgments

We express our gratitude to our colleagues in the CERN accelerator departments for the excellent performance of the LHC. We thank the technical and administrative staff at CERN and at the LHCb institutes, and acknowledge support from the National Agencies: CAPES, CNPq, FAPERJ and FINEP (Brazil); CERN; NSFC (China); CNRS/IN2P3 (France); BMBF, DFG, HGF and MPG (Germany); SFI (Ireland); INFN (Italy); FOM and NWO (Netherlands); SCSR (Poland); ANCS (Romania); MinES of Russia and Rosatom (Russia); MICINN, XUNGAL and GENCAT (Spain); SNSF and SER (Switzerland); NAS Ukraine (Ukraine); STFC (United Kingdom); NSF (USA). We also acknowledge the support received from the ERC under FP7 and the Région Auvergne.

## References

- [1] P. Nason, S. Dawson and R. K. Ellis, Nucl. Phys. B303 (1988) 607; *ibid.*, B327 (1989) 49; M. Cacciari, M. Greco and P. Nason, J. High Energy Phys., 9805 (1998) 7.
- [2] A. Augusto Alves Jr. *et al.*, (LHCb Collaboration) “The LHCb Detector at the LHC”, JINST 3 (2008) S08005.
- [3] We use the average of the values quoted in R. Akers *et al.*, (OPAL Collaboration) Z phys. C 67, (1995) 57; P. Abreu *et al.* (DELPHI Collaboration) Phys. Lett. B 475, (2000) 407.
- [4] C. Amsler *et al.* (Particle Data Group), Phys. Lett. B 667 (2008) 1.
- [5] T. Sjöstrand, S. Mrenna and P. Skands, “PYTHIA 6.4: Physics and manual”, JHEP **05** (2006) 026.
- [6] M. Ferro-Luzzi, Nucl. Instrum. and Methods A 553 (2005) 388; R. Aaij *et al.* (LHCb collaboration), arXiv:1008.3105 [hep-ex] to appear in Phys. Lett. B; S. van der Meer, “Calibration of the Effective Beam Height in the ISR”, CERN report, ISR-PO/68-31 (1968).
- [7] The MCFM version 5.8 computer program was used to evaluate the  $b\bar{b}$  production cross-section based on the theory in Ref. [1]. See J. M. Campbell and K. Ellis “MCFM - Monte Carlo for FeMtobarn processes”, at <http://mcfm.fnal.gov/>.



- [8] Private communication from M. Cacciari, P. Nason, S. Frixione, M. Mangano, and G. Ridolfi. See also M. Cacciari, S. Frixione, M. L. Mangano, P. Nason and G. Ridolfi, JHEP 0407 (2004) 33; M. Cacciari, M. Greco and P. Nason, JHEP **9805** (1998) 007.
- [9] Both the LEP and Tevatron averages are compiled by the Heavy Flavor Averaging Group, and given at [http://www.slac.stanford.edu/xorg/hfag/osc/PDG\\_2010/](http://www.slac.stanford.edu/xorg/hfag/osc/PDG_2010/), see also T. Aaltonen *et al.* (CDF Collaboration), Phys. Rev. D **77** (2008) 072993.
- [10] D. Acosta *et al.* (CDF Collaboration), Phys. Rev. D **65** (2002) 052005; F. Abe *et al.* (CDF Collaboration), Phys. Rev. Lett. **79** (1997) 572; B. Abbott *et al.* (D0 Collaboration), Phys. Lett. B **487** (2000) 264; B. Abbott *et al.* (D0 Collaboration), Phys. Rev. Lett. **85** (2000) 5068; F. Abe *et al.* (CDF Collaboration), Phys. Rev. Lett. **71** (1993) 500; F. Abe *et al.* (CDF Collaboration), Phys. Rev. Lett. **71** (1993) 2396; S. Abachi *et al.* (D0 Collaboration), Phys. Rev. Lett. **74** (1995) 3548.
- [11] D. Acosta *et al.* (CDF Collaboration), Phys. Rev. D **71** (2005) 032001; A. Abulencia *et al.* (CDF Collaboration), Phys. Rev. D **75** (2007) 012010; T. Aaltonen *et al.* (CDF Collaboration), Phys. Rev. D **79** (2009) 092003.
- [12] M. L. Mangano, arXiv:0411020 [hep-ph].